

## Theoretical thermodynamic study of CO and O<sub>2</sub> Adsorption on Au<sub>14</sub> Nano Cluster

Somayyeh Ghasemlou<sup>1,\*</sup> and H. Aghaie<sup>2</sup>

<sup>1</sup> Ph. D. Student, Department of Chemistry, Science and Research Branch, Islamic Azad University, Tehran, Iran

<sup>2</sup> Department of Chemistry, Science and Research Branch, Islamic Azad University, Tehran, Iran

Received August 2013; Accepted September 2013

### ABSTRACT

The Density of State and the Natural Bond Orbital calculations were carried out to study the oxidation of CO on Au<sub>14</sub> nano cluster through two different mechanisms and determining the best mechanism for the reaction. Chemisorption of O<sub>2</sub> and CO on the nano cluster led to change in energy, density of state and its thermodynamic properties. We calculated the energy band gap between the highest occupied molecular orbital and the lowest unoccupied molecular orbital and its role in the adsorption phenomenon.

**Keywords:** DOS; HOMO-LUMO gap; NBO; Au<sub>14</sub> nano cluster; CO oxidation; thermodynamic properties

### INTRODUCTION

In the recent years, gold has been attracting industrial and scientific interest for its catalytic activity in such reactions as propylene partial oxidation, odor decomposition, direct production of H<sub>2</sub>O<sub>2</sub> from H<sub>2</sub> and O<sub>2</sub>, and also CO oxidation at low temperatures [1-5]. Catalytic oxidation of carbon monoxide (CO) to form carbon dioxide (CO<sub>2</sub>) has been profoundly investigated for its role in reducing air pollution: CO is one of the major pollutants emitted from automotive exhaust gases [6]. In addition, CO oxidation is key to the conventional hydrogen production processes for CO removal prior to the use of H<sub>2</sub> for fuel cell applications [7]. The coadsorption of O<sub>2</sub> and CO on gold catalysts is a notable topic. Experimentally, an enhancement of the activity for oxidation reactions such as

preferential CO oxidation has been observed. This catalytic behavior has also been studied with theoretical calculations [8-12]. Sanches et al., Lopez and Norskov studied the CO oxidation on unsupported small gold clusters using DFT method [10,13].

Despite all the investigations on Au catalysts, the reaction mechanism still remains uncertain. In order to grasp the catalytic mechanism, it would be useful to study the adsorption behavior of O<sub>2</sub> or CO on the Au clusters first, and there are already many works in this field [14].

The adsorption of molecules on small metal clusters in the gas phase is an active field of experimental and theoretical research. As early as 1991, Cox et al. performed a pioneer experimental work on the small molecules adsorbed on Au

---

\*Corresponding author: sghasemlou@gmail.com

clusters [15]. The adsorbed oxygen is found as oxygen molecule- not as O or O<sub>3</sub> adsorption.

In the last few years, a great amount of theoretical and experimental works have been carried out regarding the reactivity of Au clusters, both free and supported ones, on surface toward different molecules like H<sub>2</sub>, O<sub>2</sub>, CO, and organic radicals [15-24]. Since the pioneering work of Haruta, it has been recognized that gold can exhibit surprisingly high catalytic reactivity when it is highly dispersed on reducible metal oxides (e.g., TiO<sub>2</sub>) [1]. Many previous researches showed that the catalytic properties of clusters are dependent on the structure, leading to different adsorption energies and sites for different structures of clusters [25].

### COMPUTATIONAL METHOD

First of all Au<sub>14</sub> nano cluster is optimized by ESPRESSO package [26] Fig. 1. The energy gap between the highest occupied molecular orbital and the lowest unoccupied molecular orbital (HOMO-LUMO), Natural Bond Orbital (NBO) charge analysis and thermodynamic parameters were performed using Gaussian 03 [27]. The functional used is B<sub>3</sub>lyp and LANL2DZ basis set was used for Au atom and 6-311G(d,f) basis set was adapted for O<sub>2</sub> and CO molecules. DOS diagrams has

been drawn using the software Gauss Sum 1.0.5 and all the structures have been drawn by the Gauss view 2.1.

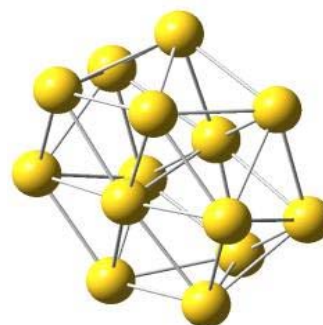


Fig. 1. Geometry of Au<sub>14</sub> optimized by using ESPRESSO.

### RESULTS AND DISCUSSION

All of calculations were carried out by the GAUSSIAN 03 program package that LANL2DZ and 6-311G(d,f) were employed at the B3LYP type of DFT procedure.

Two different LH- type mechanisms can be assumed for CO oxidation over Au<sub>14</sub> cluster. Schematic illustrations of reaction pathways are shown in Fig. 2. (a) The first mechanism suggests that O<sub>2</sub> can adsorb and interact with adsorbed CO forming a four- center surface complex. (b) the second mechanism suggests that O<sub>2</sub> adsorbs then directly dissociates and atomic O interacts with adsorbed CO.

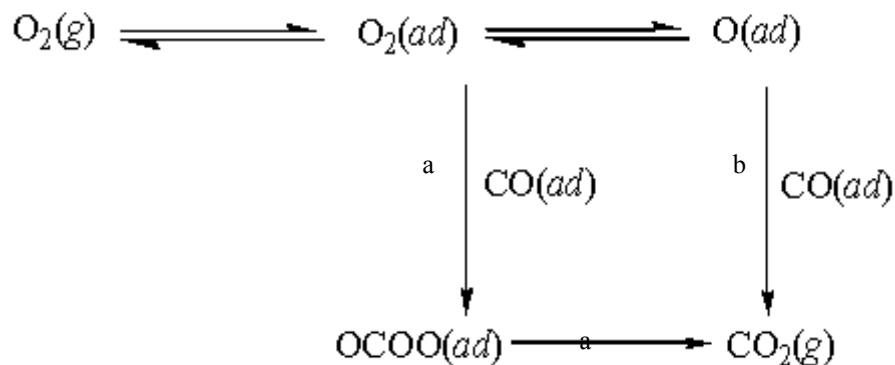


Fig. 2. General mechanism for CO oxidation on Au<sub>14</sub>.

Density of state (Dos) in combination with molecular orbital (MO), especially frontier MOs, give the overall electronic structure and reactivity of a system. The bond gap,  $E_g$  is defined as the difference in energies between the highest occupied (HOMO) and the lowest unoccupied (LUMO) molecular orbital. Many electronic and optical properties of clusters are directly related to the band gap, thus we have calculated these values.

The total Dos and frontier MOs of the  $Au_{14}$  cluster are shown in Fig. 3. The left molecular orbital (HOMO) and the right molecular orbital (LUMO) reveal the  $Au_{14}$  composition.

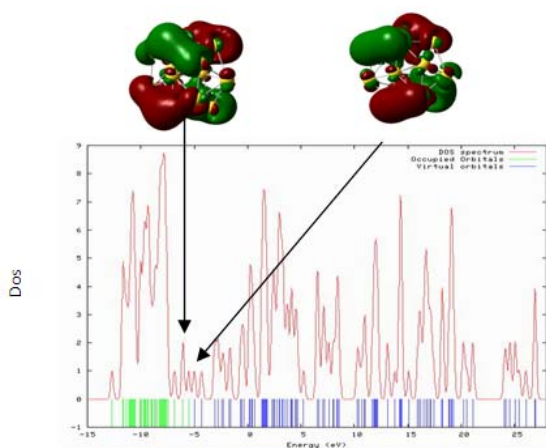


Fig. 3. Density of state (DOS), HOMO (left) and LUMO (right) of  $Au_{14}$ .

The HOMO-LUMO charge density of  $Au_{14}-O_2$  complex are plotted in Fig. 4.

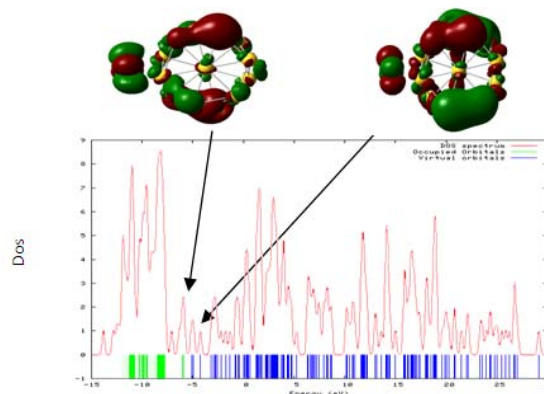


Fig. 4. Density of state (DOS), HOMO (left) and LUMO (right) of  $Au_{14}-O_2$ .

The charge densities of  $Au_{14}$  and  $Au_{14}-O_2$  complex show that the LUMO– HOMO gap has been increased from 0.517 to 0.736 eV and the band width has become more, moving to the negative values; i.e. the structure has been more stable following O adsorption.

In the first mechanism the chemical adsorption of CO leads to a slight decrease of the HOMO- LUMO gap. As the Fig. 5 (a) and (b) unravel, the energy gap difference between the  $OC-Au_{14}-O_2$  and  $[Au_{14}-O_2-CO]^{TS}$  is extremely trivial.

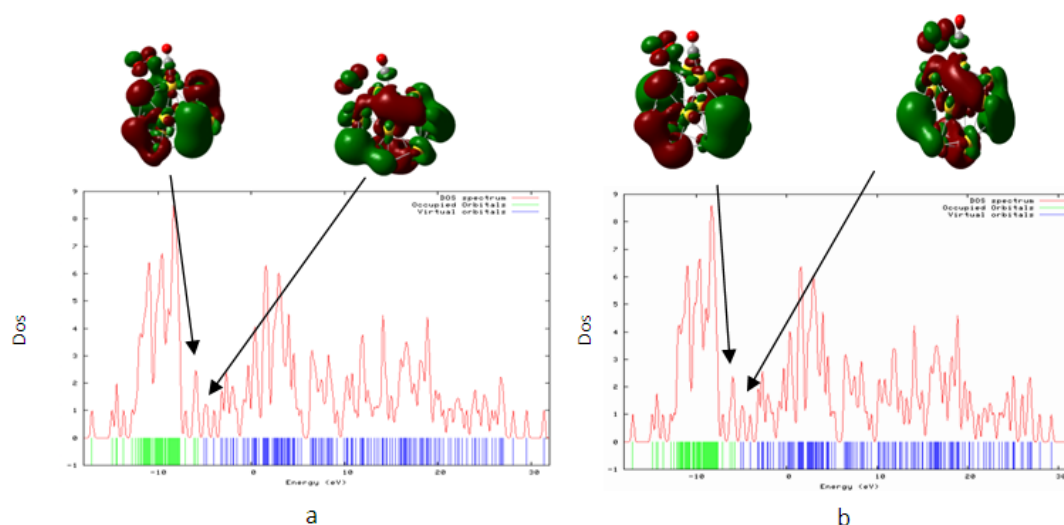
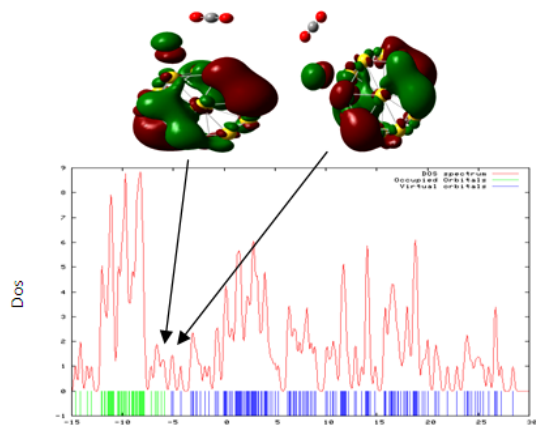


Fig. 5. (a) Density of state (DOS), HOMO and LUMO of  $OC-Au_{14}-O_2$  and (b)  $[Au_{14}-O_2-CO]^{TS}$ .

a

b

The HOMO-LUMO charge density of Au<sub>14</sub>- O+ CO<sub>2</sub> are plotted in Fig. 6.



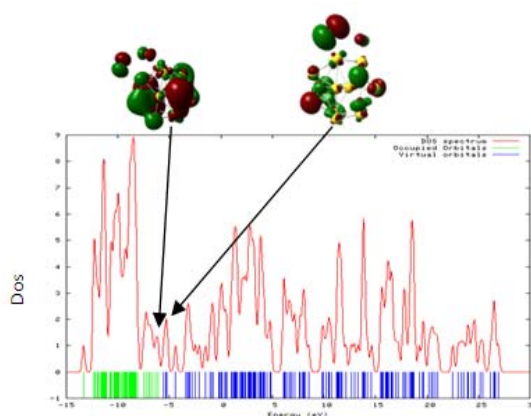
**Fig. 6.** Density of state (DOS), HOMO and LUMO of Au<sub>14</sub>- O+ CO<sub>2</sub>.

Table 1. shows the HOMO- LUMO gap and total energy regarding every composition in the first mechanism. Given that the electron affinity decreases as gap increases, it can be concluded that since energy gap has increased due to O<sub>2</sub> adsorption, the cluster has lost electron. Electron transfer or hole contributes to change in density of state.

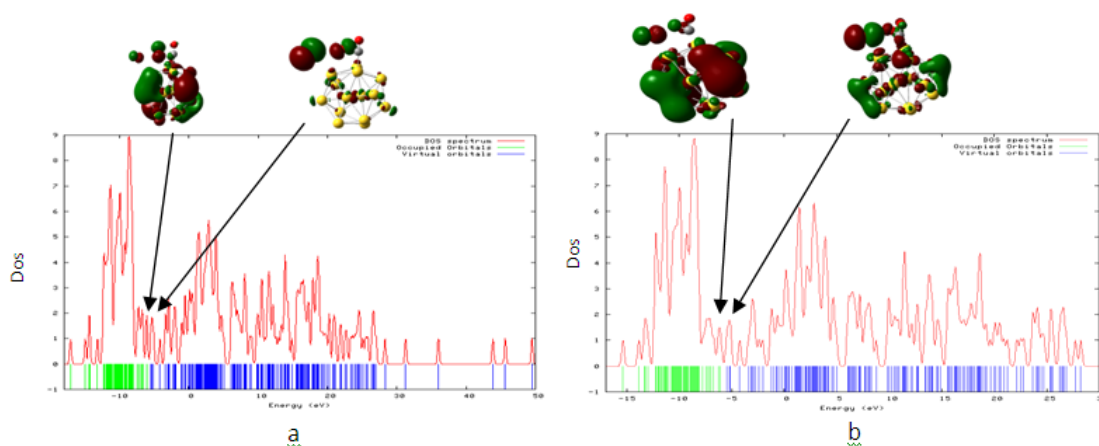
Similarly, the same data can be calculated for the second mechanism. The figures 7, 8 (a, b), and 9 are related to the O<sub>2</sub> dissociation, CO adsorption, transition and final states respectively.

**Table 1.** The HOMO- LUMO gap and total energy of Au<sub>14</sub> nano-cluster and initial, transition and final states in the first mechanism

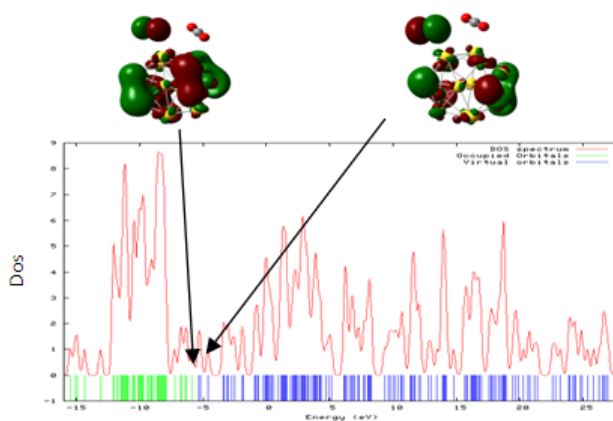
	species	E <sub>n</sub> (eV)	E <sub>g</sub> (eV)
1	Au <sub>14</sub>	-12563.52	0.517
2	Au <sub>14</sub> - O <sub>2</sub>	-13428/23	0.736
3	OC-Au <sub>14</sub> -O <sub>2</sub>	-14016/92	0.735
4	[OC- Au <sub>14</sub> - O <sub>2</sub> ] <sup>TS</sup>	-14016/73	0.762
5	Au <sub>14</sub> - O+ CO <sub>2</sub>	-14017/38	0.685



**Fig. 7.** Density of state (DOS), HOMO and LUMO of [Au<sub>14</sub>- O]<sup>TS</sup>.



**Fig. 8.** (a) Density of state (DOS), HOMO and LUMO of OC-Au<sub>14</sub>-O and (b) [Au<sub>14</sub>- O-CO]<sup>TS</sup>.



**Fig. 9.** Density of state (DOS), HOMO and LUMO of Au<sub>14</sub>+ CO<sub>2</sub>.

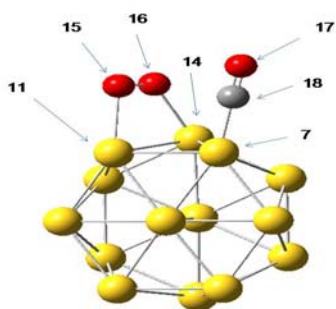
**Table 2.** The HOMO- LUMO gap and total energy of Au<sub>14</sub> nano-cluster and initial, transition and final states in the second mechanism

	species	E <sub>n</sub> (eV)	E <sub>g</sub> (eV)
1	Au <sub>14</sub>	-12563.52	0.517
2	Au <sub>14</sub> - O <sub>2</sub>	-13428.23	0.736
3	[Au <sub>14</sub> - O] <sup>TS</sup>	-13422.94	0.544
4	O-Au <sub>14</sub> - CO	-14011.59	0.572
5	[Au <sub>14</sub> - O -CO] <sup>TS</sup>	-14011.15	0.599
6	Au <sub>14</sub> +CO <sub>2</sub>	-14015/56	0.490

Table 2. shows the HOMO- LUMO gap and total energy regarding every composition in the second mechanism. Extreme energy gap reduction in the O<sub>2</sub> dissociation state is the main factor of the final product lack of stability for it causes the cluster not to take electron from the CO molecule.

Natural bond orbital (NBO) charge analysis was also carried out to understand the charge- transfer process occurring during the adsorption and reaction steps [29]. As for the CO oxidation mechanism, Natural bond orbital (NBO) on the atoms 11, 14, 15, and 16 was analyzed to find the effect of CO ligand increase on the Au<sub>14</sub>O<sub>2</sub> cluster Fig. 10. In doing so, load transfer energy of Au 11 and 14 nuclei to the *antibonding molecular orbitals* of the two

atoms of O 15 and 16 was investigated.



**Fig. 10.** Presentation of Au cluster and its adsorbed ligands.

Table 3. reveals that when CO adsorbs on Au<sub>14</sub>O<sub>2</sub> charge transfer is aligned with the atoms 14 and 11 and the effect of the transfer was less evident on the O atoms not directly in contact with them.

Thermodynamic parameters such as enthalpy change ( $\Delta H$ ), Gibbs free energy change ( $\Delta G$ ) and entropy change ( $\Delta S$ ) have been calculated for the reaction  $\text{Au}_{14} + \text{O}_2 \rightarrow \text{Au}_{14}\text{O} + \text{CO}_2$  at 298.15K by Eqs 1-4 and are listed in table 5.

$$\begin{aligned} & \Delta_r H^\circ(298\text{K}) \\ &= \sum_{\text{Products}} \Delta_f H^\circ_{\text{Prod}}(298\text{K}) \\ &- \sum_{\text{Reactants}} \Delta_f H^\circ_{\text{React}}(298\text{K}) \end{aligned} \quad (1)$$

$$\begin{aligned} & \Delta_r H^\circ(298\text{K}) \\ &= \sum (\epsilon_\sigma + H_{\text{Corr}})_{\text{Products}} \\ &- \sum (\epsilon_\sigma \\ &+ H_{\text{Corr}})_{\text{Reactants}} \end{aligned} \quad (2)$$

$$\begin{aligned} & \Delta_r G^\circ(298\text{K}) \\ &= \sum_{\text{Products}} \Delta_f G^\circ_{\text{Prod}}(298\text{K}) \\ &- \sum_{\text{Reactants}} \Delta_f G^\circ_{\text{React}}(298\text{K}) \end{aligned} \quad (3)$$

$$\begin{aligned} \Delta_r G^\circ(298\text{K}) &= \Delta_r H^\circ(298\text{K}) \\ &- T\Delta_r S^\circ(298\text{K}) \end{aligned} \quad (4)$$

It is seen that in this temperature both the enthalpy change ( $\Delta_r H^\circ$ ) and the Gibbs free energy change ( $\Delta_r G^\circ$ ) are negative, i. e., it is a exothermic and spontaneous reaction. The entropy change ( $\Delta_r S^\circ$ ) is positive, i. e., it is of the entropy increase type. Considering the changes in thermodynamic functions, the reaction is favorable because of the negative enthalpy change ( $\Delta_r H^\circ$ ) and the positive entropy change ( $\Delta_r S^\circ$ ).

It is seen that in this temperature both the enthalpy change ( $\Delta_r H^\circ$ ) and the Gibbs free energy change ( $\Delta_r G^\circ$ ) are negative, i. e., it is a exothermic and spontaneous reaction. The entropy change ( $\Delta_r S^\circ$ ) is positive, i. e., it is of the entropy increase type. Considering the changes in thermodynamic functions, the reaction is favorable because of the negative enthalpy change ( $\Delta_r H^\circ$ ) and the positive entropy change ( $\Delta_r S^\circ$ ).

**Table 3.** Charge transfer energy for Au<sub>14</sub>- O<sub>2</sub> and Au<sub>14</sub>-O<sub>2</sub>-CO in 6-311G (d,f) and LANL2DZ/B3LYP

Structure	charge transfer energy(kcal/mol)			
	CR Au <sub>11</sub> →Ry* O <sub>15</sub>	CR Au <sub>14</sub> →Ry* O <sub>16</sub>	CR Au <sub>11</sub> →Ry* O <sub>16</sub>	CR Au <sub>14</sub> →Ry* O <sub>15</sub>
Au <sub>14</sub> - O <sub>2</sub>	46.25	25.83	40.21	15.67
OC-Au <sub>14</sub> -O <sub>2</sub>	53.2	32.59	39.07	15.23

**Table 4.** Calculated thermochemistry values from GAUSSIAN for the reaction Au<sub>14</sub> + O<sub>2</sub>→ Au<sub>14</sub>O + CO<sub>2</sub> . All values are in Hartrees

	Au <sub>14</sub>	O <sub>2</sub>	CO	Au <sub>14</sub> O	CO <sub>2</sub>
ε <sub>0</sub>	-1896.96064	-150.252295	-113.277857	-1972.08095	-188.540119
E <sub>ZPE</sub>	0.005349	0.003258	0.004622	0.006741	0.010895
E <sub>tot</sub>	0.035314	0.005625	0.006983	0.038397	0.013572
H <sub>corr</sub>	0.036258	0.006569	0.007927	0.039341	0.014517
G <sub>corr</sub>	-0.080180	-0.01577	-0.014563	-0.078487	-0.009875
ε <sub>0</sub> +E <sub>ZPE</sub>	-1896.955291	-150.249037	-113.273235	-1972.074209	-188.529224
ε <sub>0</sub> +E <sub>tot</sub>	-1896.925326	-150.246670	-113.270874	-1972.042553	-188.526547
ε <sub>0</sub> +H <sub>corr</sub>	-1896.924382	-150.245726	-113.269929	-1972.041609	-188.525603
ε <sub>0</sub> +G <sub>corr</sub>	-1897.040819	-150.268064	-113.292420	-1972.159437	-188.549994

**Table 5.** Thermodynamic parameters (Δ<sub>r</sub>H°, Δ<sub>r</sub>G°, Δ<sub>r</sub>S°) for the reaction Au<sub>14</sub> + O<sub>2</sub>→ Au<sub>14</sub>O + CO<sub>2</sub> at 298.15K.

Δ <sub>r</sub> H° kcal	Δ <sub>r</sub> G° kcal	TΔ <sub>r</sub> S° kcal
-65.69	-67.85	2.16

## CONCLUSION

In this work a theoretical study of the O<sub>2</sub> and CO adsorption properties on Au<sub>14</sub> nano cluster was studied. In examining the features of Au<sub>14</sub> nanocluster and given the tables and figures, it may be concluded that the cluster becomes more stable by CO and O<sub>2</sub> adsorption and its energy gap increases. The energy gap represents conductivity of the clusters. The more energy gap, the less conductivity due to the difficulty of electron transfer. From two proposed LH mechanisms as possible ways for oxidation of CO on Au<sub>14</sub> nano cluster we found that the main reaction pathway is CO + O<sub>2</sub> → OOCO → CO<sub>2</sub> + O.

Through electron density transfer to the cluster, CO increases the charge flow toward the atoms 11 and 14 and hence to the O atoms having direct contact with Au atoms.

## ACKNOWLEDGEMENT

This study is in continuation of my M.S. project. I am thankful to prof. H. Aghaie and S. Jalili for their support.

## REFERENCES

- [1] M. Haruta, S. Tsubota, T. Kobayashi, H. Kageyama, M.J. Genet and B. Delmon, J. Catal. 144 (1993)175.
- [2] M. Haruta, N. Yamada, T. Kobayashi and S. Iijima, J. Catal. 115 (1989)301.
- [3] M. Okumura, S. Nakamura, S. Tsubota, T. Nakamura, M. Azuma and M. Haruta, Catal. Lett. 51 (1998)53.
- [4] M. Okumura, S. Tsubota, M. Iwamoto and M. Haruta, Chem. Lett. (1998)315.
- [5] M. Okumura and M. Haruta, Chem. Lett. (2000)396.
- [6] R. M. Heck and R. J. Farrauto, Appl. Catal., A 221 (2001) 443.
- [7] T.V. Choudhary and D.W. Goodman, Catal. Today. 77 (2002)65.

- [8] H. Hakkinen and U. Landman, *J. Am. Chem. Soc.* 123 (2001) 9704; L. D. Socaciu, J. Hagen, T. M. Bernhardt, L. Woste, U. Heiz, H. Hakkinen, and U. Landman, *ibid*, 125, (2003)10437.
- [9] W. T. Wallace and R. L. Whetten, *J. Am. Chem. Soc.* 124 (2002) 7499.
- [10] N. Lopez and J. K. Norskov, *J. Am. Chem. Soc.* 124 (2002) 11262.
- [11] M. L. Kimble, A. W. Castleman, Jr., R. Mitric, C. Burgel, and V. Bonacic-Koutecky, *J. Am. Chem. Soc.* 126 (2004) 2526.
- [12] D. W. Yuan and Z. Zeng, *J. Chem. Phys.* 120 (2004) 6574.
- [13] A. Sanchez, S. Abbet, U. Heiz, W. D. Schneider, H. Hakkinen, R. W. Barnett and U. Landman, *J. Phys. Chem. A* 103 (1999) 9573.
- [14] Y. Chen, P. Crawford and P. Hu, *Catal. Lett.* 119 (2007)21.
- [15] D. M. Cox, R. O. Brickman, K. Creegan and A. Kaldor *Phys. D: At., Mol. Clusters* 19 (1991) 353.
- [16] A. Franceschetti, S.J. Pennycook, S. T. Pantelides, *Chem. Phys. Lett.* 374 (2003) 471.
- [17] B. Yoon, H. Hakkinen and U. Landman, *J. Phys. Chem. A* 107 (2003) 4066.
- [18] H. J. Zahi and L. S. Wang, *J. Chem. Phys.* 122 (2005) 051101.
- [19] X. Wu, L. Senapati, S.K. Nayak, A. Selloni and H. Hajaligol, *J. Chem. Phys.* 117 (2002) 4010.
- [20] N.S. Phala, G. Klatt and E. Steen, *Chem. Phys. Lett.* 395 (2004) 33.
- [21] L.M. Molina and B. Hammer, *Phys. Rev. B* 69 (2004)155424.
- [22] B. Yoon, H. Hakkinen, U. Landman, A.S. Worz, J.M. Antonietti, S. Abbet, K. Judai and U. Heiz, *Science* 307 (2005) 403.
- [23] I.N. Remediakis, N. Lopez and J.K. Nørskov, *Angew. Chem., Int. Ed.* 44(2005) 1824.
- [24] L. Fu, N.Q. Ww, J.H. Yang, F. Qu, D.L. Johnson, M.C. Kung, H.H. Kung and V.P. Dravid, *J. Phys. Chem. B* 109 (2005) 3704.
- [25] Y. Gao, N. Shao, Y. Pei, Z. Chen and X. C. Zeng, *ACS Nano*, 5 (10) (2011) 7818 .
- [26] P. Giannozzi, S. Baroni and N. Bonini, *J. Phys.: Condens. Matter* 21(2009) 395502.
- [27] M. J. Frisch, G.W. Trucks, H. B. Schlegel, G. E. Scuseria and et al. *Gaussian 03, Revision B.03*, Gaussian, Inc., Pittsburgh, PA (2003).
- [28] M. Okumuraa, M. Harutab, Y. Kitagawaa and K. Yamaguchi, *Gold Bull.* 40(2007) 40.
- [29] A. M. Joshi and W. N. Delgass, *J. Phys. Chem. B* 109 (2005) 22392.