

## Study of the Quantum Efficiency of Semiconductor Quantum Dot Pulsed Micro-Laser

Mohammad Reza Mohebbifar<sup>\*1</sup>

<sup>1</sup> Department of Physics, Faculty of Science, Malayer University, Malayer, Iran

(Received 4 Dec. 2020; Revised 12 Jan. 2021; Accepted 10 Feb. 2021; Published 15 Mar. 2021)

**Abstract:** The interaction of the cavity electromagnetic field with the two-level emitter is described by cavity quantum electrodynamics (CQED). A pulsed micro-laser is an array of semiconductor quantum dots (QDs) embedded in an optical micro-cavity. This is one of the basic tools of quantum information technology. In this study, the energy eigenvalues variations and the quantum efficiency of a micro-laser system includes a QD with a decay rate of  $0.8\mu\text{eV}$  embedded in the different micro-cavities, were investigated. The results show that with the increasing coherent interaction rate of micro-laser system, the energy eigenvalues variations of this optical system also increase. The quantum efficiency for this nano-optical system was studied. The results show the smaller micro-cavity decay rate, the higher quantum efficiency at smaller coherent interaction rate. Then, the optimal value of the micro-cavity decay rate was obtained in order to achieve the maximum quantum efficiency. The calculation results showed that the highest quantum efficiency occurs for optical parameters  $\gamma_a=0.8\mu\text{eV}$ ,  $g=95\mu\text{eV}$ ,  $\gamma_c=177.7\mu\text{eV}$ , and  $\eta_{\max}=0.991$ .

**Keywords:** Quantum Efficiency, Micro-Laser, Quantum Dot, Micro-Cavity, Energy Eigenvalues

### 1. INTRODUCTION

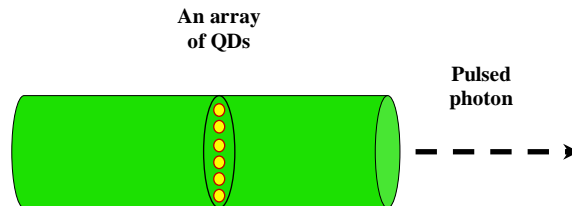
One of the most important quantum optics systems is the two-level system. The two-level system is the simplest quantum system used to describe the dynamics of optical quantum systems. A two-level quantum system in two-dimensional Hilbert space is described. Two-state quantum systems include the polarization of a single-photon with two states of horizontal polarization and vertical polarization, or the electron spin of a quantum dot (QD) with two states of up or down.

Various cavity quantum electrodynamics (CQED) systems such as a color center in diamond [1], single ions in traps [2], single molecules [3] and QD [4-

\* Corresponding author. Email: [mmohebbifar@gmail.com](mailto:mmohebbifar@gmail.com)

6] based on atom-like emitters have been studied. QDs are semiconductors that have nanometer dimensions in all three dimensions, so they are called zero-dimensional structures. Due to the quantum confinement effect, as the size of QD decreases, their energy bandgap also decreases. This effect occurs when the size of the QD is smaller than the Bohr radius. In other words, this effect is observed when the particle size is very small and in the order of electron wavelength. In QDs, electrons occupy discrete positions of energy, so quantum dots are very similar to real atoms and in quantum mechanics they are also called artificial atoms. QDs are used in various sciences and technologies, including optoelectronic systems [7-11], medicine [12], imaging [13], solar cell [14] and have even recently been used to study Covid-19 [15]. QDs are also used in single-photon sources, the basic tools of quantum information science [16, 17]. QDs are used to fabricate micro-lasers.

By embedding an array of QDs in a micro-cavity, a pulsed micro-laser system is fabricated. In this quantum photonic system, these QDs with the surrounding micro-cavity must be in the strong coupling regime [18]. Figure 1 shows a schematic of QD pulsed micro-laser. These optical systems are usually fabricated by high-resolution electron-beam lithography and plasma reactive ion etching. Micro-lasers have many applications in the quantum information, quantum cryptography, etc. [19, 20]. More details about the fabrication of micro-lasers are given in [21].



**Figure 1.** The schematic of QD pulsed micro-laser

Quantum efficiency is one of the most important parameters of CQED systems. In many applications such as quantum information processing, high quantum efficiency micro-lasers are needed [22, 23].

In [19], Pierce Munnely et al. presented self-assembled InAs QDs embedded in micropillar cavities as a novel nanophotonic device for use in quantum communication and quantum optics-based information processing. Sören Kreinberg et al. proposed a concept for a compact resonantly driven single-photon source by performing quantum-optical spectroscopy of a two-level system using a compact high- $\beta$  micro-laser as the excitation source [20]. In this paper, the energy eigenvalues and the quantum efficiency of a micro-laser system includes a QD embedded in the different micro-cavities were

investigated. In fact, in this work, the effect of different micro-cavities on the quantum efficiency of this nanophotonic device has been investigated. Then, the optimal value of the micro-cavity decay rate was obtained to achieve the maximum quantum efficiency.

## 2. QUANTUM MODEL

The micro-laser system consists of an array of quantum dots embedded in the micro-cavity, is an array of quantum dots in coupling with the micro-cavity. The CQED model in the Heisenberg picture is usually used to describe these quantum optic systems. The equations (1)-(4) represent the equations of motion for this system [24-26].

$$\frac{dp}{dt} = \alpha n_e + \alpha n_h + \alpha n_p (n_e + n_h - 1) - p(\kappa + \gamma) \quad (1)$$

$$\frac{dn_p}{dt} = 2\text{Re}(p)N_{QD} - 2n_p\kappa \quad (2)$$

$$\frac{dn_e}{dt} = \frac{\eta P(1-n_e)}{\hbar\omega_p} - 2\text{Re}(p)n_e - \gamma_{nl}n_hn_e - \gamma_{nr}n_e \quad (3)$$

$$E_{1,2} = \frac{E_c + E_a}{2} - i\frac{\kappa + \gamma_a}{4} \mp \sqrt{\alpha^2 - \frac{(\kappa - \gamma_a - 2i\Delta)^2}{16}} \quad (4)$$

Where,  $p$ ,  $n_p$ ,  $n_e$  and  $n_h$  are polarization, photon population, electron and hole population, respectively.  $\gamma$ ,  $\kappa$ ,  $\gamma_{nl}$ ,  $\gamma_{nr}$  and  $N_{QD}$  are the dephasing rate, cavity decay rate, spontaneous emission rate into non-lasing modes, non-radiative carrier-loss rate and number of QDs, respectively. In equations (3) and (4),  $P$  is laser pump power,  $\eta$  is carrier injection efficiency and  $\hbar\omega_p$  is photon energy. In [27], the theoretical details of this quantum model are discussed. QDs are nearly ideal two-level systems [20], so we study this quantum optical problem for a QD within a micro-cavity and consider this QD to be a two-level atom system. In quantum mechanics,  $H_a = E_g |g\rangle\langle g| + E_e |e\rangle\langle e|$  is the

Hamiltonian of a two-level atom system. Considering  $|g\rangle = \begin{pmatrix} 0 \\ 1 \end{pmatrix}$  and

$|e\rangle = \begin{pmatrix} 1 \\ 0 \end{pmatrix}$  and Pauli's matrix,  $H_a = \frac{1}{2}\hbar\omega_0\sigma_z$ . By semi-classical approach, the

Hamiltonian of interaction for this quantum photonic system is equation (5).

$$H_{int} = \hbar(\alpha\Lambda^+ + \alpha^*\Lambda^-)(a - a^\dagger) \quad (5)$$

Where  $\alpha$  is the coherent interaction rate between the quantum emitter (which in this case is QD) and micro-cavity,  $a$  and  $a^\dagger$  are the annihilation and creation operators and  $\Lambda^+$  and  $\Lambda^-$  are the equations (6) and (7).

$$\Lambda^+ = |e\rangle\langle g| = \begin{pmatrix} 0 & 1 \\ 0 & 0 \end{pmatrix} \quad (6)$$

$$\Lambda^- = |g\rangle\langle e| = \begin{pmatrix} 0 & 0 \\ 1 & 0 \end{pmatrix} \quad (7)$$

By applying the rotating wave approximation to the Hamiltonian of interaction, the following equation is obtained:

$$H_{int} = \hbar(\alpha\Lambda^+a + \alpha^*\Lambda^-a^\dagger) \quad (8)$$

Finally, the total Hamiltonian equals equation (9).

$$H_{total} = \frac{1}{2}\hbar\omega_0\sigma_z + \hbar\omega a a^\dagger + \hbar(\alpha\Lambda^+ + \alpha^*\Lambda^-)(a - a^\dagger) \quad (9)$$

Using total Hamiltonian in the Schrödinger equation, Energy eigen-values of this quantum optical system becomes equation (10).

$$E_{1,2} = \frac{E_c + E_a}{2} - i\frac{\kappa + \gamma_a}{4} \mp \sqrt{\alpha^2 - \frac{(\kappa - \gamma_a - 2i\Delta)^2}{16}} \quad (10)$$

Where  $\Delta$  is detuning,  $E_a$  and  $E_c$  are the atom and micro-cavity energies,  $\kappa$  and  $\gamma_a$  are the cavity and atom decay rates. At resonance state ( $E_a = E_c$ ), the variations of Energy eigen-values ( $\Delta E$ ) is equation (11).

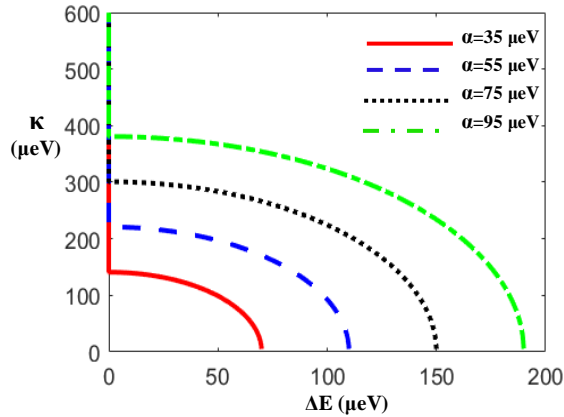
$$\Delta E = \sqrt{4\left(\alpha^2 - \frac{(\kappa - \gamma_a)^2}{16}\right)} \quad (11)$$

The quantum efficiency of this quantum optical system for the case where QD with micro-cavity is in a strong coupling regime, is obtained by equation (12) [25]

$$\eta = \frac{4\alpha^2 / \gamma_a \kappa}{1 + 4\alpha^2 / \gamma_a \kappa} \frac{\kappa}{\gamma_a + \kappa} \quad (12)$$

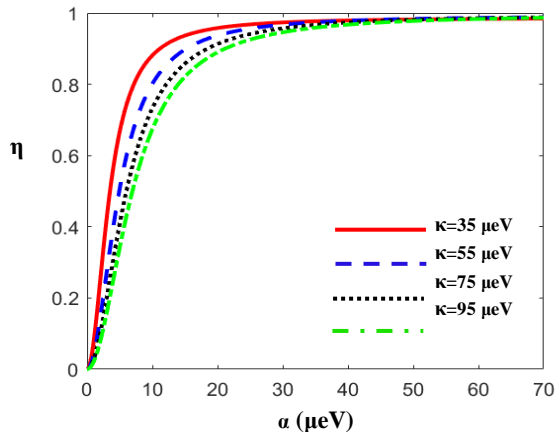
### 3. RESULTS AND DISCUSSION

At the first step, the energy eigenvalues variations for the micro-laser including a QD with a decay rate of  $0.8\mu\text{eV}$  within different micro-cavity with coherent interaction rates of 35, 55, 75 and  $95\mu\text{eV}$  were calculated. The results are shown in figure (2).



**Figure 2.** Energy eigenvalues variations versus decay rate of micro-cavity for different coherent interaction rates

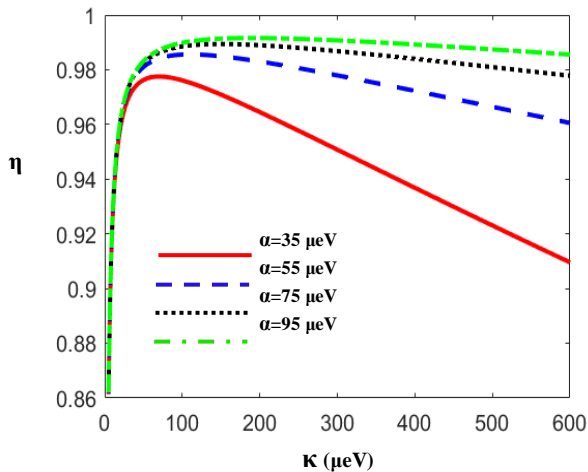
The results show that with the increasing coherent interaction rate of the micro-laser system, the energy eigenvalues variations of this optical system also increase. For such micro-lasers with coherent interaction rates of 35, 55, 75, and 95, the energy eigenvalues variations start for micro-cavities with decay rates of 142.1, 223.8, 302, and  $381\mu\text{eV}$ .



**Figure 3.** Energy eigenvalues variations versus decay rate of micro-cavity for different coherent interaction rates

At the second step, the quantum efficiency of a micro-laser system includes a QD with a decay rate of  $0.8\mu\text{eV}$  embedded in the four micro-cavities was investigated.

As figure (3) shows, in this micro-laser system, the smaller micro-cavity decay rate, the higher quantum efficiency at smaller coherent interaction rate. Then, the optimal value of the micro-cavity decay rate was obtained in order to achieve the maximum quantum efficiency. This optimization was performed for the micro-laser system, including a QD with  $\gamma_a=0.8\mu\text{eV}$  in the different micro-cavities with coherent interaction rates of 35, 55, 75, and  $95\mu\text{eV}$  (figure (4)).



**Figure 4.** Quantum efficiency versus decay rate of micro-cavity for different coherent interaction rates

The calculation results showed that maximum quantum efficiency of this micro-laser for coherent interaction rates of 35, 55, 75 and  $95\mu\text{eV}$ , can be achieved at micro-cavity decay rates of  $71.26\mu\text{eV}$  ( $\eta_{\text{max}}=0.977$ ),  $120.5\mu\text{eV}$  ( $\eta_{\text{max}}=0.985$ ),  $159.2\mu\text{eV}$  ( $\eta_{\text{max}}=0.989$ ) and  $177.7\mu\text{eV}$  ( $\eta_{\text{max}}=0.991$ ), respectively. Therefore, the highest quantum efficiency occurs for optical parameters  $\gamma_a=0.8\mu\text{eV}$ ,  $g=95\mu\text{eV}$ ,  $\gamma_c=177.7\mu\text{eV}$  and  $\eta_{\text{max}}=0.991$ . Table (1) shows the calculation results to achieve maximum quantum efficiency at different coherent interaction rates.

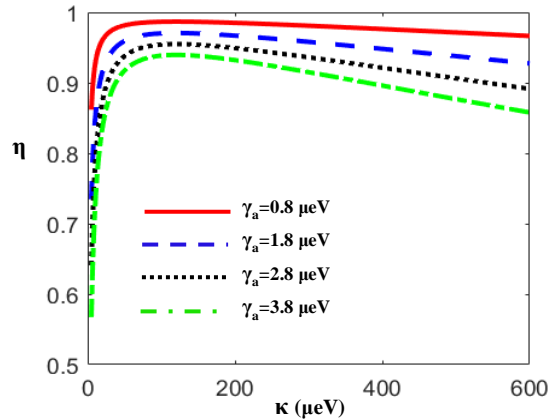
Finally, different QDs were embedded in the micro-laser with coherent interaction rates of  $60\mu\text{eV}$  to achieve the maximum quantum efficiency, optimum value of micro-cavity decay rate was obtained. These results are shown in figure (5)

**Table 1.**

The calculation results to achieve maximum quantum efficiency at different  $\alpha$

$\gamma_a$ ( $\mu\text{eV}$ )	$\alpha$ ( $\mu\text{eV}$ )	Optimum value of $\kappa$ ( $\mu\text{eV}$ )	$\eta_{\text{max}}$
0.8	35	<b>71.26</b>	<b>0.977</b>
0.8	55	<b>120.5</b>	<b>0.985</b>
0.8	75	<b>159.2</b>	<b>0.989</b>
0.8	95	<b><u>177.7</u></b>	<b><u>0.991</u></b>

Finally, different QDs were embedded in the micro-laser with coherent interaction rates of  $60\mu\text{eV}$  to achieve the maximum quantum efficiency, optimum value of micro-cavity decay rate was obtained. These results are shown in figure (5)



**Figure 5.** Quantum efficiency versus decay rate of micro-cavity for different QD decay rates

As the results show, maximum quantum efficiency of this micro-laser for coherent interaction rates of  $60\mu\text{eV}$  and QD decay rates of  $0.8$ ,  $1.8$ ,  $2.8$  and  $3.8\mu\text{eV}$  can be achieved at micro-cavity decay rates of  $104.4\mu\text{eV}$  ( $\eta_{\text{max}}=0.987$ ),  $107.7\mu\text{eV}$  ( $\eta_{\text{max}}=0.971$ ),  $122.1\mu\text{eV}$  ( $\eta_{\text{max}}=0.954$ ) and  $123.3\mu\text{eV}$  ( $\eta_{\text{max}}=0.939$ ), respectively. Therefore, the highest quantum efficiency occurs for optical parameters  $g=60\mu\text{eV}$ ,  $\gamma_a=0.8\mu\text{eV}$ ,  $\gamma_c=104.4\mu\text{eV}$  and  $\eta_{\text{max}}=0.987$ . Table (2) shows the calculation results to achieve maximum quantum efficiency at different QD decay rates.

**Table 2.**

The calculation results to achieve maximum quantum efficiency at different  $\gamma_a$

$\alpha$ ( $\mu\text{eV}$ )	$\gamma_a$ ( $\mu\text{eV}$ )	Optimum value of $\kappa$ ( $\mu\text{eV}$ )	$\eta_{\text{max}}$
60	0.8	<b><u>104.4</u></b>	<b><u>0.987</u></b>
60	1.8	<b>107.6</b>	<b>0.971</b>
60	2.8	<b>122.1</b>	<b>0.954</b>
60	3.8	<b>123.3</b>	<b>0.939</b>

#### 4. CONCLUSIONS

A micro-laser system includes a QD embedded in the different micro-cavities was studied. The results show that with increasing coherent interaction rate of this system, its energy eigenvalues variations also increase. In addition, the smaller micro-cavity decay rate, the higher quantum efficiency at smaller coherent interaction rate. The calculation results showed that maximum quantum efficiency of this micro-laser for coherent interaction rates of 35, 55, 75 and 95 $\mu\text{eV}$ , can be achieved at micro-cavity decay rates of 71.26 $\mu\text{eV}$  ( $\eta_{\text{max}}=0.977$ ), 120.5 $\mu\text{eV}$  ( $\eta_{\text{max}}=0.985$ ), 159.2 $\mu\text{eV}$  ( $\eta_{\text{max}}=0.989$ ) and 177.7 $\mu\text{eV}$  ( $\eta_{\text{max}}=0.991$ ), respectively. Therefore, the highest quantum efficiency occurs for optical parameters  $\gamma_a=0.8\mu\text{eV}$ ,  $g=95\mu\text{eV}$ ,  $\gamma_c=177.7\mu\text{eV}$  and  $\eta_{\text{max}}=0.991$ .

#### REFERENCES

- [1] C. Kurtsiefer, S. Mayer, P. Zarda and H. Weinfurter, *Stable solid-state source of single photons*, Phys. Rev. Lett. 85 (290) (2000).
- [2] F. Diedrich and H. Walther, *Nonclassical radiation of single stored ion*, Phys. Rev. Lett. 58 (203) (1987).
- [3] T. Basche, W. E. Moerner, M. Orrit and H. Talon, *Photon antibunching in the fluorescence of a single dye molecule trapped in a solid*, Phys. Rev. Lett. 69 (1516) (1992).
- [4] P. Michler, A. Imamoglu, M. D. Mason, P. J. Carson, G. F. Strouse and S. K. Buratto, *Quantum correlation among photons from a single quantum dot at room temperature*, Nature, 406 (968) (2000).



- [5] C. Santori, M. Pelton, G. Solomon, Y. Dale, and Y. Yamamoto, *Triggered single photons from a quantum dot*, Phys. Rev. Lett. 86 (1502) (2001).
- [6] Z. Yuan, B. E. Kardynal, R. M. Stevenson, A. J. Shields, C. J. Lobo, K. Cooper, N. S. Beattie, D. A. Ritchie, and M. Pepper, *Electrically driven single-photon source*, Science 295 (102) (2002).
- [7] F. hakimian, M. R. Shayesteh, M. R. Moslemi, *Proposal for Modeling of FWM Efficiency of QD-SOA Based on the Pump/Probe Measurement Technique*, journal of optoelectrical nanostructures 5 (4) (2020) 49-66.
- [8] F. hakimian, M. R. Shayesteh, M. R. Moslemi, *A Proposal for a New Method of Modeling of the Quantum Dot Semiconductor Optical Amplifiers*, journal of optoelectrical nanostructures 4 (3) (2019) 1-16.
- [9] R. Pourtajabadi, M. Nayeri, *A Novel Design of a Multi-layer 2:4 Decoder using Quantum- Dot Cellular Automata*, journal of optoelectrical nanostructures 4 (1) (2019) 39-50.
- [10] H. Bahramiyan, S. Bagheri, *Linear and nonlinear optical properties of a modified Gaussian quantum dot: pressure, temperature and impurity effect*, journal of optoelectrical nanostructures 3 (3) (2018) 79-100.
- [11] M. R. Mohebbifar, M. Zohrabi, *Influence of Grating Parameters on the Field Enhancement of an Optical Antenna under Laser Irradiation*, journal of optoelectrical nanostructures 4 (4) (2019) 65-80.
- [12] U. Badilli, F. Mollarasouli, N. K. Bakirhan, Y. Ozkan, S. A. Ozkan, *Role of quantum dots in pharmaceutical and biomedical analysis, and its application in drug delivery*, Trends Analyt Chem, 131( 2020) 116013
- [13] H. Saljoughi, F. Khakbaz, M. Mahani, *Synthesis of folic acid conjugated photoluminescent carbon quantum dots with ultrahigh quantum yield for targeted cancer cell fluorescence imaging*, Photodiagnosis Photodyn Ther, 30 (2020) 101687.
- [14] A. Das, S. R. Mondal, G. Palai, *Realization of graphene based quantum dot solar cell through the principle of photonics*, Optik, 221 (2020) 165283.
- [15] S. Manivannan, K. Ponnuchamy, *Quantum dots as a promising agent to combat COVID- 19*, Appl Organomet Chem. , 34 (10) (2020).
- [16] D.J. Mowbray, M.S. Skolnick, *New physics and devices based on self-assembled semiconductor quantum dots*, J. Phys. D Appl. Phys. 38 (2005) 2059

- [17] X. Ding, Y. He, Z.-C. Duan, N. Gregersen, M.-C. Chen, S. Unsleber, S. Maier, Ch. Schneider, M. Kamp, S. Höfling, Chao-Yang Lu, Jian-Wei Pan, *On-demand single photons with high extraction efficiency and near-unity indistinguishability from a resonantly driven quantum dot in a micropillar*, Phys. Rev. Lett., 116 (2016) 020401.
- [18] S. Y. Kilin and T. B. Karlovich, *Single-atom laser: coherent and nonclassical effects in the regime of a strong atom-field correlation*, J. Exp. & Theo. Phys. 95, (2002) 805
- [19] P. Munnely, T. Heindel, M. M. Karow, S. Hofling, M. Kamp, Ch. Schneider, S. Reitzenstein, *A Pulsed Nonclassical Light Source Driven by an Integrated Electrically Triggered Quantum Dot Micro-laser*, IEEE J. Sel. Top. Quantum Electron, 21 (6) (2015)
- [20] S. Kreinberg, T. Grbešić, M. Strauß, A. Carmele, M. Emmerling, Ch. Schneider, S. Höfling, X. Porte, S. Reitzenstein, *Quantum-optical spectroscopy of a two-level system using an electrically driven micro-pillar laser as a resonant excitation source*, Light: Science & Applications 7(41) (2018)
- [21] S. M. Ulrich, C. Gies, S. Ates, J. Wiersig, S. Reitzenstein, C. Hofmann, A. Löffler, A. Forchel, F. Jahnke, and P. Michler, *Photon Statistics of Semiconductor Microcavity Lasers*, Phys. Rev. Lett., 98 (2007) 043906-4
- [22] C. H. Bennet, G. Brassard and A. Eckert, *Quantum cryptography*, Sci. Am. 267(4) (1992) 50.
- [23] E. Knill, R. Laflamme and G. J. Milburn, *A scheme for efficient quantum computation with linear optics*, Nature, 409 (46) (2001).
- [24] L. A. Coldren, *What is a diode laser oscillator?*, IEEE J. Sel. Top. Quantum Electron. 19 (2013) 1503503
- [25] S. Strauf, K. Hennessy, M. T. Rakher, Y.-S. Choi, A. Badolato, L. C. Andreani, E. L. Hu, P. M. Petroff, and D. Bouwmeester, *Self-Tuned Quantum Dot Gain in Photonic Crystal Lasers*, Phys. Rev. Lett. 96 (2006) 127404
- [26] M. Lermer, N. Gregersen, F. Dunzer, S. Reitzenstein, S. Höfling, J. Mørk, L. Worschech, M. Kamp, and A. Forchel, *Bloch-Wave Engineering of Quantum Dot Micropillars for Cavity Quantum Electrodynamics Experiments*, Phys Rev Lett 108 (2012) 057402-4
- [27] M. Scheibner, T. Schmidt, L. Worschech, A. Forchel, G. Bacher, T. Passow, D. Hommel, *Superradiance of quantum dots*, Nat. Phys. 3 (2007) 106-110

- [28] G. Cui, M. G. Raymer, *Quantum efficiency of single-photon sources in the cavity-QED strong-coupling regime*, Opt. Express 13 (2005) 9660

