

Research article

International Journal of Heterocyclic Chemistry,

Vol. 7, No. 3, pp. 48-57 (Summer 2017)

© Islamic Azad University, Ahvaz Branch

<http://ijhc.iauahvaz.ac.ir>



Synthesis of new phenanthro imidazole derivatives in solvent free condition

Masih Golkari

Department of Chemistry, Science and Research Branch, Islamic Azad University, Tehran, Iran

e-mail:masihg@sr.iau.ac.ir

ABSTRACT. phenanthro Imidazole derivatives were made synthesis the combinations of phenanthroquinone , Benzealdehyde derivatives in the presence of amines compounds. In all reactions, reactions were investigated under Microwave conditions. The structure of all compounds was studied by an IR Spectrums and ¹HNMR Spectrums. Excellent yields, short reaction times, simplicity of operation and easy separation are several advantages of this technique. The results shown that the optimal conditions for the formation of phenanthro derivative of imidazole are at 70 °C, the power of 400 W and the time of two minutes.

KEY WORDS: Multicomponent reaction, One-pot, Imidazoles, Microwave.

INTRODUCTION

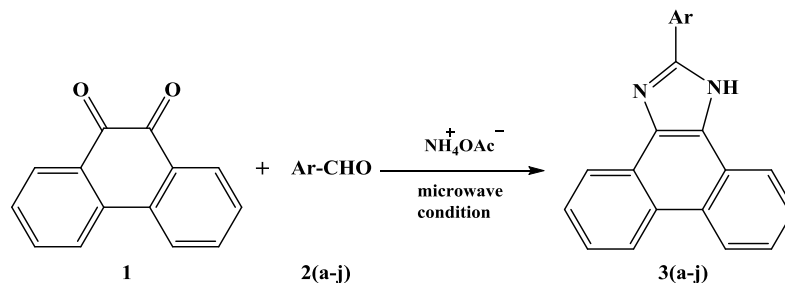
Imidazole derivatives are an important group of heterocyclic compounds that have biological and chemical properties [1]. Nowadays these compounds are used in pharmacology. They have different capacity such as anti-bacterial, anti-viral, and anti-cancer, anti-inflammatory [2-4]. Also, the imidazole ring system is one of the main substructures found in most of natural products and pharmacologically active compounds, such as the hypnotic agent [5]. Therefore, a great number of synthetic methods have been reported for the synthesis of multi substituted imidazoles [6].

In the last decade, 2,4,5-trisubstituted imidazoles are synthesized by one-pot three-component condensation of an aldehyde and ammonium acetate with an α -hydroxy ketone, or an α -keto-oxime, or a 1,2-dicarbonyl compound by using various catalyst such as ionic liquids [7,8], Lewis acids [9,10], protic acids [11-13], and other catalysts [14-17]. However, most of these methodologies are associated with one or more disadvantages, such as low yields, high temperature requirement, longer reaction time, highly acidic conditions, use of expensive reagents and catalysts, requirement of large amount of catalysts, use of harmful solvents, formation of toxic wastes and tedious work-up [8].

Microwave processing is a relatively new development in materials processing. The ability of microwaves to couple energy directly to the material is the primary advantage of microwave processing as compared to conventional techniques. The volumetric heating ability of microwaves allows for more rapid, uniform heating, decreased processing time, and often enhanced material properties. The application of microwave heating to the manufacturing of ceramic and polymeric materials has the potential to improve the quality and reduce manufacturing costs. Understanding the electromagnetic fields, microwave/material interaction, material transformations, and heat transfer is essential for optimizing the process. There have been many reported microwave effects related to both processing of ceramic and polymeric composites, and there continues to be debate as to the existence of these "effects". Clearly, the application of microwave and radio frequencies for processing of materials can have advantages over traditional heat transfer. In the past decade there has been significant advancement in the understanding of microwaves for the processing of materials, but more research must be conducted to have a full understanding of the process. [18-19].

The main advantages of microwave heating in mineral processes are; Non-contact heating; energy transfer, not heat transfer; rapid heating; material selective heating; volumetric heating; quick start-up and stopping; heating starts from interior of body; higher level of safety and automation.

In this study we wish to report the synthesis of phenanthro imidazole derivatives (**3a-j**) via a one-pot three-component condensation of [9,10] phenanthraquinone (**1**), aromatic aldehyde (**2a-j**), and ammonium acetate in Microwave conditions.



Scheme 1. One-pot three component synthesis of substituted imidazoles in Microwave conditions.

EXPERIMENTAL

Materials and equipments

All materials and reagents were purchased from Merck and Aldrich and utilized with no more purification. Determination of melting points were carried out using an Electro thermal type 9100 melting point apparatus and are uncorrected. The IR spectra were recorded on a Thermo Nicolet AVATAR-370 FT-IR spectrophotometer. A Bruker DRX250 spectrometer was used to obtain ¹H NMR spectra. The reactions were investigated under Microwave Synthesis type MILESTONE conditions.

Typical procedure for synthesis of phenanthro imidazole derivatives in microwave condition

A mixture of aldehyde (1mmol), [9,10] phenanthraquinone (1mmol), ammonium acetate (2.5mmol) in 10 ml ethanol was stirred. The resulted mixture was put in the microwave for described conditions (At 80 °C and 400 watts, in 4 steps of 2 minutes). At the end of the reaction (the reaction progress was monitored by TLC using *n*-hexan:ethyl acetate as eluent solution) the sediment was separation with filtering, and the solid product was washed with cold water (3 × 20 cm³), and recrystallized in ethanol to provide pure product. After cooling, the filtration of mixture was filtered; then, it was dried in Oven for 1 hour at 100 °C. The weight of the dried product was taken with the balance and the melting point was taken from the sample.

Analytical data for selected compounds:

2-(4-Nitrophenyl)-1H-phenanthro[9,10-d]imidazole (3b):

Yellow crystal, m.p.=316°C. IR (KBr): $\bar{\nu}$ =3260 (N-H), 1591 (C=N), 1536 (NO₂), 1450(C=C), 1383(NO₂) cm⁻¹. ¹HNMR (250 MHz, DMSO-d₆): δ =7.63-8.83(m, 12 H, Ar-H), 13.80 (s, 1H, NH) ppm.

2-(2-Chlorophenyl)-1H-phenanthro[9,10-d]imidazole (3e):

Yellow crystal, m.p.=232-234°C. IR (KBr): $\bar{\nu}$ =3435 (N-H), 1594 (C=N), 1450 (C=C) cm⁻¹. ¹HNMR (250 MHz, DMSO-d₆): δ = 7.37-8.88 (m, 12H, Ar-H), 13.57 (s, 1H, NH) ppm.

2-(4-Cyano)-1H-phenanthro[9,10-d]imidazole (3d):

Yellow crystal, m.p.=228-230°C. IR (KBr): $\bar{\nu}$ =3432 (N-H), 1592 (C=N), 1673 (C=C) cm⁻¹. ¹HNMR (250 MHz, DMSO-d₆): δ =5.11 (s, 2H, CH₂), 7.16-8.83 (m, 17 H, Ar-H), 9.83 (s, 1H, NH) ppm.

2-(3-Nitrophenyl)-1H-phenanthro[9,10-d]imidazole (3c):

Yellow crystal, m.p.=269-271°C. IR (KBr): $\bar{\nu}$ =3212 (N-H), 1591 (C=N), 1562 (C=C) cm⁻¹. ¹HNMR (250 MHz, DMSO-d₆): δ =2.08 (s, 3H, CH₃), 7.28-8.82 (m, 12H, Ar-H), 10.17 (s, 1H, NH), 13.40 (s, 1H, NH) ppm.

2-(4-Boromophenyl)-1H-phenanthro[9,10-d]imidazole(3i):

Yellow crystal, m.p.=228-230°C. IR (KBr): $\bar{\nu}$ =3260 (N-H), 1595 (C=N), 1670 (C=C) cm⁻¹. ¹HNMR (250 MHz, DMSO-d₆): δ =7.61-8.85(m, 12 H, Ar-H), 13.80 (s, 1H, NH) ppm.

2-(4-methylphenyl)-1H-phenanthro[9,10-d]imidazole(3h):

Yellow crystal, m.p.=290-292°C. IR (KBr): $\bar{\nu}$ =3350 (N-H), 1590 (C=N), 1665 (C=C) cm⁻¹. ¹HNMR (250 MHz, DMSO-d₆): δ =7.60-8.79(m, 12 H, Ar-H), 13.80 (s, 1H, NH), 3.12 (s, 1H, NH) ppm.

RESULTS AND DISCUSSION

Substituents with pi bonds to electronegative atoms (-C=O, -NO₂) adjacent to the pi system are electron withdrawing groups (EWG) - they deactivate the aromatic ring by decreasing the electron density on the ring through a resonance withdrawing effect.

Alkyl substituents (-CH₃, -CH₂CH₃) are also electron donating groups - they activate the aromatic ring by increasing the electron density on the ring through an inductive donating effect.

In benzaldehyde, the carbonyl group is an electron withdrawing group, so the carbonyl group pulls the electron from the electron-rich benzene ring. Electron-withdrawing groups such as Cyano (CN), Nitro (NO₂) and halogens more activated the carbonyl group of aromatic ring, As a result, aromatic ring is going to be an affective attack of groups congaing nitrogen. For example, in this study, aldehydes that had the electron-withdrawing substituent reacted effectively with ammonium acetate and electrophile (NH₄OAC) attack on the carbonyl group of benzaldehyde simply. Other groups like electron donating such as methyl (-CH₃) and methoxy (-OCH₃) weakens the activity of the carbonyl group of aromatic ring of benzaldehyd, therefore, the aromatic ring with Electron-Donating Substituents that does not affect the attack of ammonium acetate well. In all cases, that was confirmed. In all reactions that benzaldehyd was carried electron withdrawing group, products were produced with high - yield (80-95%) but reactions that had Electron-Donating Substituents Products were produced at a lower yield(70-80%).

After optimizing the reaction conditions, we prepared a range of imidazole derivatives (Table 4). In all cases, aldehydes reacted effectively with either electron-donating (entries 7-10) or electron-withdrawing (entry 2-4) groups and provided the estimated products in good to yields.

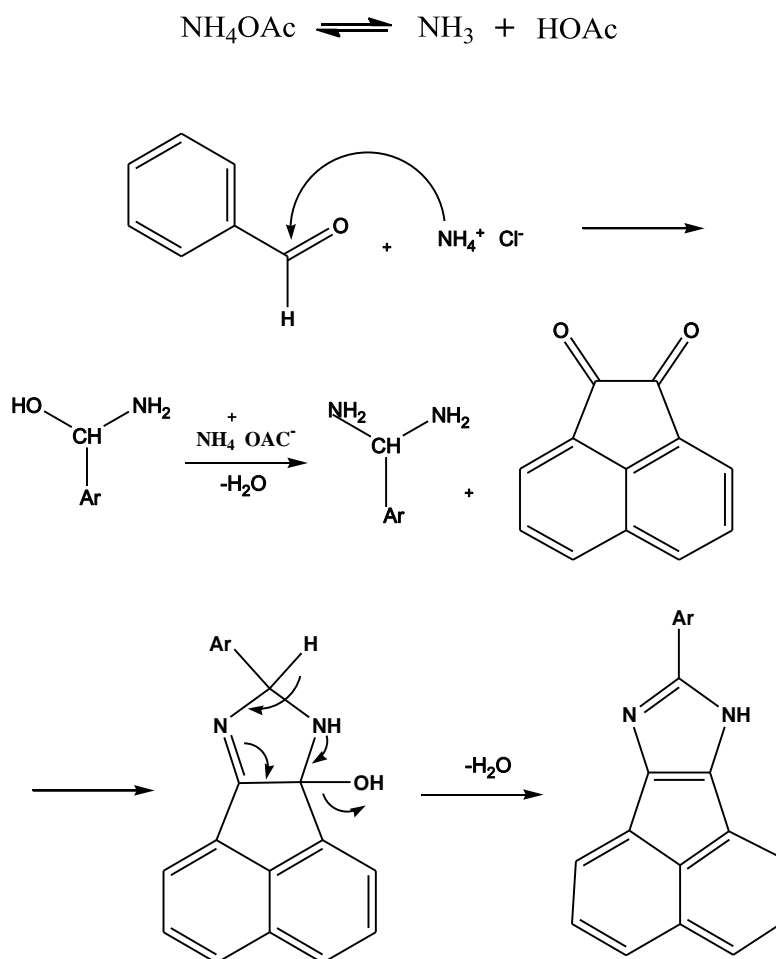
Table 1. One-pot three component synthesis of substituted imidazoles

Entry	Ar	Product	Yield (%) Microwave conditions	m.p. (°C) Found/reported[Ref.]
1	C ₆ H ₅	3a	89	286-288/>300[17]
2	4-NO ₂ C ₆ H ₄	3b	92	>300/>300[17]
3	3-NO ₂ C ₆ H ₄	3c	89	269-271/278-280[13]
4	4-CNC ₆ H ₄	3d	86	>300/>300[17]
5	2-ClC ₆ H ₄	3e	87	232-234/236-237[17]
6	4-ClC ₆ H ₄	3f	94	268-270/263-265[13]
7	4-MeOC ₆ H ₄	3g	83	258-260/265-267[13]
8	4-MeC ₆ H ₄	3h	84	290-292/292-294[13]
9	4-BrC ₆ H ₄	3i	68	228-230/ new

10	2-NO ₂ C ₆ H ₄	3j	74	246-248/ new
----	---	----	----	--------------

- a. Reaction conditions: aldehyde (1mmol), [9,10]phenanthraquinone (1mmol), ammonium acetate (2.5 mmol) at microwave condition in ethanol.

The mechanism of the reaction was proposed in Scheme 2. Ammonia molecules are obtained from ammonium acetate. We think that the aldehyde and 1,2-dicarbonyl compounds including [9,10] phenanthraquinone.



Scheme 2. General mechanism for the synthesis of phenanthro imidazoles

Examination of the effects of temperature, power, time on the synthesis of the three - substituted phenanthro derivatives of imidazole in microwave conditions

For optimization, we selected 3-nitro phenanthro imidazole derivative as a sample. To investigate the effects of temperature, time and power in microwave conditions on chemical

reactions, we changed one of the variables in each reaction. And we examined the results separately.

Three separate reactions with constant power of 400 W and 2 minute were defined by the temperature variable for the microwave system. The first reaction synthesized at a temperature of 70 ° C, the second reaction was investigated at 80 ° C and the third reaction at 90 ° C. The results are observed in the table 2.

Table2. Optimization results in temperature variable

m.p.(°C)	Sediment weight (g)	Time(min)	power(w)	Temp (°C)
271	0.12	2	400	70
268	0.12	2	400	80
273	0.12	2	400	90

In the next step, power has been studied as the main variable. The reaction mixture was investigated in constant temperature and time conditions but three different powers of 400,450,500 W. In all three cases, the product structure was confirmed by the IR spectra and the measurements of the melting point. The results are shown in the following table.

Table3. Optimization results in power variable

m.p.(°C)	Sediment weight (g)	Time(min)	Power(w)	Temp(°C)
269	0.11	2	400	80
272	0.10	2	450	80
275	0.11	2	500	80

The first reaction was investigated in the four - minute round, the second in the four - minute round and the third reaction in the four - minute round with the constant power of 400 W and the constant temperature of 80 ° C in microwave conditions. In all cases, the product was formed and the product structure was confirmed by the IR spectra and melting point. The results obtained are observed in the following table.

Table3. Optimization results in time variable

m.p.(°C)	Sediment weight(g)	Time(min)	Power (w)	Temp (°C)
273	0.13	2	400	80
270	0.14	3	400	80
268	0.13	5	400	80

In the changes applied in all reactions that were done separately, the obtained IR spectra and sediment weight were identical. These results shown that products are formed by the same yield. Therefore, it can be concluded that the optimal conditions for the formation of the three - substituted phenyl phenanthro derivative of imidazole are at 70 °C, the power of 400 W and the time of two minutes.

CONCLUSION

In conclusion, we benefit from one pot synthesis for the preparation of substituted imidazoles through three-component condensation of aldehyde, [9,10] phenanthroquinone, and ammonium acetate in Microwave conditions. Excellent yields, short reaction times, simplicity of operation and easy separation are several advantages of this technique. The results shown that the optimal conditions for the formation of phenanthro derivative of imidazole are at 70 °C, the power of 400 W and the time of two minutes.

ACKNOWLEDGEMENT

The authors are grateful to Islamic Azad University, Ahvaz Branch for financial support.

REFERENCES

1. Joule, J.A.; Mills, K. *Heterocyclic Chemistry*. 5th ed., John Wiley & Sons: Chichester; **2010**, p 455.
2. Zhang, L.; Peng, X.M.; Damu, G.L.V.; R.X. Geng, Zhou, C.H. Comprehensive review in current developments of imidazole-based medicinal chemistry. *Med. Res. Rev.* **2014**, 34, 340.
3. Wittine, K.; Stipkovic Babic, M.; Makuc, D.; Plavec, J.; Kraljevic, S.; Sedic, M.; Paveli, K.; Leyssen Neyts, P.J.; Balzarini Mintas, J.M. Novel 1, 2, 4-triazole and imidazole derivatives of

- l-ascorbic and iminoascorbic acid: Synthesis, anti-HCV and antitumor activity evaluations. *Bioorg. Med. Chem.* **2012**, 20, 3675-3685.
4. Rehman, S.; Ikram, M.; Rehman, S.; Faiz, A. Synthesis, characterization and antimicrobial studies of transition metal complexes of imidazole derivative. *Bull. Chem. Soc. Ethiop.* **2010**, 24, 201-207.
 5. Mohammadi, M.K.; Firuzi, O.; Khoshneviszadeh, M.; Razzaghi-Asl, N.; Sepehri, S.; Miri, R. Novel 9-(alkylthio)-Acenaphtho[1,2-e]-1,2,4-triazine derivatives: synthesis, cytotoxic activity and molecular docking studies on B-cell lymphoma 2 (Bcl-2). *DARU J. Pharmaceutical Sci.* **2014**, 22, 2-8.
 6. Shelke, K.F.; Suryakant, B.; Gopal, K.; Bapurao, B.; Murlidhar, S. Cellulose sulfuric acid as a bio-supported and recyclable solid acid catalyst for the one-pot synthesis of 2,4,5-triarylimidazoles under microwave irradiation. *Green chem. Lett. Rev.* **2010**, 3, 27-32.
 7. Deng, X.; Zhou, Z.; Zhang, A.; Xie, G. Bronsted acid ionic liquid [Et₃NH][HSO₄] as an efficient and reusable catalyst for the synthesis of 2,4,5-triaryl-1H-imidazoles. *Res. Chem. Intermed.* **2013**, 39, 1101-1108.
 8. Banothu, J.; Gali, R.; Velpula, R.; Bavantula, R. Brønsted acidic ionic liquid catalyzed an efficient and eco-friendly protocol for the synthesis of 2,4,5-trisubstituted-1H-imidazoles under solvent-free conditions. *Arabian J. Chem.* **2017**, 10, S2754-S2761.
 9. Mirjalili, B.F.; Bamoniri, A.; Mirhoseini, M.A. Nano- SnCl₄·SiO₂: An efficient catalyst for one-pot synthesis of 2,4,5-tri substituted imidazoles under solvent-free conditions. *Sci. Iran.* **2013**, 20, 587-591.
 10. Safari, J.; Dehghan Khalili, Sh.; Banitaba, S.H. Three-Component, One-Pot Synthesis of 2,4,5-Trisubstituted Imidazoles Catalyzed by TiCl₄-SiO₂ Under Conventional Heating Conditions or Microwave Irradiation. *Synth. Commun.* **2011**, 41, 2359-2373.
 11. Gorsd, M.; Sathicq, G.; Romanelli, G.; Pizzio, L.; Blanco M. Tungstophosphoric acid supported on core-shell polystyrene-silica microspheres or hollow silica spheres catalyzed trisubstituted imidazole synthesis by multicomponent reaction. *J. Mol. Catal. A: Chem.* **2016**, 420, 294-302.
 12. Kolvari, E.; Koukabi, N.; Hosseini, M.M. Perlite: A cheap natural support for immobilization of sulfonic acid as a heterogeneous solid acid catalyst for the heterocyclic multicomponent reaction. *J. Mol. Catal. A: Chem.* **2015**, 397, 68-75.

13. Mohammadi Ziarani, Gh.; Tavaf, E.; Fathi Vavsari, V.; Badiei, A. Synthesis of 2,4,5-Trisubstituted phenanthroimidazole derivatives using SBA-Pr-SO₃H as a nanocatalyst. *Acta Chim. Slov.* **2017**, 64, 701-706.
14. Niralwad, K.S.; Shingate, B.B.; Shingare, M.S. Ammonium metavanadate as an efficient catalyst for the synthesis of 2,4,5-triaryl-1H-imidazoles. *J. Heterocycl. Chem.* **2011**, 48, 742-745.
15. Rajanarendar, E.; Murthy, K.R.; Nagi Reddy, M. A mild and efficient four component one-pot synthesis of 2,4,5-triphenyl-(1H-1-imidazolyl)isoxazoles catalyzed by ceric ammonium nitrate. *Indian J. Chem.* **2011**, 50B, 926-930.
16. Alikarami, M.; Amozad, M. One-pot synthesis of 2,4,5-trisubstituted imidazole derivatives catalyzed by BTPPC under solvent-free conditions. *Bull. Chem. Soc. Ethiop.* **2017**, 31, 177-184.
17. Behmadi, H.; Roshani, M.; Saadati, S.M.; Synthesis of phenanthrimidazole from 9,10-phenanthraquinone and aldehydes by molecular iodine as catalyst. *Chin. Chem. Lett.* **2009**, 20, 5-8.
- 18- Thostenson, E.Chou,T. Microwave processing: fundamentals and applications. *Composites*, **1999**,30, 1055–1071.
- 19-Jones ,D. Lelyveld,T. Microwave heating applications in environmental engineering. *Resources, Conservation and Recycling*.**2002**,34,75-90.