

## Comparing Social Dimensions of Quality of Life in Development Plans of the Country

Saeed Pesaran Razzagh<sup>1</sup>

Ph.D. Student of Sociology, Dehaghan Branch, Islamic Azad University, Isfahan, Iran

Mehrdad Navabakhsh<sup>2</sup>

Professor of Sociology, Science and Research Branch, Islamic Azad University, Tehran, Iran

Reza Esmaili<sup>3</sup>

Assistant Professor of Sociology, Isfahan Branch (Khorasgan), Islamic Azad University, Isfahan, Iran

Received 14 September 2020 ||| Accepted 1 November 2020

**Abstract:** The article aims to present “quality of life social dimensions” position in different development plans of the country after the Islamic revolution. Main objective of the article is to compare quality of life social aspects in each development plan. Content analysis method is used in the article taking into account the concept or notion analysis unit existing in the text of development plans. Main findings of the research are: In the First Development Plan, social and economic security has enjoyed the most consideration and then social empowerment has been prioritized. Other aspects have enjoyed quantitative measures in the plan. In the second development plan of the country, social and economic security has also been taken seriously into consideration and then social persistence has been prioritized. Social integration dimension has been improved in comparison with the First Development Plan and continued its development trend in subsequent plans. In the Third Development Plan, social and economic security considered as the first priority while the social integration dimension remained at the subsequent rate, however social solidarity enjoys its lower rate in the Third Development Plan. In the Forth Development Plan, social and economic security followed by the social empowerment. Social integration dimension still remains at a considerable position in this plan, while the social solidarity dimension for the first time has been given more importance in the development plans. In the Fifth Development Plan, dimensions of social empowerment, social integration, and social continuity enjoy higher consideration. social and economic security remained at the forth position while social solidarity dimension demonstrates lower rate in comparison with the Forth Plan .In the Sixth Development Plan, once again we witness the social and economic security dimension at the top level and preserve social integration dimension status as the fifth plan. While the social solidarity dimension gets closer to dimensions of social empowerment and social continuity, however it still remains at the lower rate of this category.

**Keywords:** quality of life, social dimensions, development plans, content analysis.

|||

### Introduction

Past studies have shown that among the country's development plans, the one that has paid the most attention to the quality of life structure, was the fourth economic, social and cultural development plan (2005-2009). Also, the studies showed that “socio-economic security” dimension has been considered the most, in all six development plans. We can say that the social and economic contexts of society has determined the content and orientations of each plan, so the contexts differences make the contents differences. Now it will be useful to know the extent of paying attention to each of the social dimensions of the quality of life structure through each development plans of country, in order to help the country planners and policy makers.

### Problem Statement

Since the mid-1960s, with the emergence of negative growth consequences and new concerns, the position of economic growth fell in doubt, as the main goal of development. Efforts was made to consider “economic growth” and its related policies, as a tool of development goals achievement. The negative consequences of economic growth policies led to this that economic adjustment could not have a human face. Thus, in the early 1990s, the United Nations published a development report with an

<sup>1</sup> Email: saeedrazzagh@yahoo.com

<sup>2</sup> Email: Navabakhsh@srbiau.ac.ir (Corresponding Author)

<sup>3</sup> Email: Esmaili40@yahoo.com

approach to human development, and then the components of social development, such as social capital and social solidarity, entered to development literature; Fundamental changes were formed in the hierarchy of development goals, and social welfare and “quality of life” came to the forefront of development goals by the United Nations emphasis. This paradigm shift was reinforced with the setting of the Millennium Development Goals by the United Nations; Eight goals that all focused on social issues such as education, poverty alleviation, health, the environment, gender equality, and participation in development. This transition, especially in the view of international institutions, has led to the importance in new theories of development to improve desirability, the satisfaction of stakeholders in development plans and the will of the target population, and gradually improve of the quality of life as a goal. In this regard, indicators related to evaluating the performance of plans also found qualitative changes and in addition to individual and objective elements, social and mental components were considered. That is, welfare needs go beyond objective issues such as food, clothing, health and housing, new dimensions such as social security, improving quality of life, environmental protection, national solidarity, and providing the necessary conditions for people's participation at various levels of the development process surrounded. Participation is considered as one of the basic human needs, both the goal and the means of sustainable development (Navabakhsh, 2012).

In general, although the improvement of quality of life on individual and social scales has long been considered by planners, but in recent decades and with the priority of social development goals and their codification in the development plans form, gradually human and sociological attitudes about the quality of life has come into the area of development literature, as well as the macro-planning and policy-making of developed countries. Policymakers in the social services, economic development, and environmental management and planning areas have also often focused on maintaining and improving the individuals and communities' quality of life and the factors affect on the quality of life in communities. Therefore, today the quality of life is discussed as a key element in policy-making and public policy study, and an agreement between plans and policies as "tool" and the improvement of the quality of life as "goal" is necessary. According to the public choice point of view, the quality of life in the form of a public good and development plans achievement (and therefore as a key indicator in the evaluation of public plans by policy makers) is given serious attention. In this approach, quality of life is considered as the ultimate output of development plans that include the improvement of objective and subjective dimensions. Kent (1997) argues that public goods are associated with minimal income, social security, health, education, as well as equality in society and the relationship within society, all of which in turn are related to the quality of life of citizens. First of all, paying attention to the quality of life in the field of planning, requires a clear definition of this concept and the factors affecting it. In a final interpretation, the quality of life can be defined as follows by emphasizing its social dimensions:

### **Definition**

"Quality of life is defined as a balance in providing and satisfying biological and human needs and integrating people in their social spheres and situations, which is related to determining the experimental rules of human needs" (Ghaffari, 2011 : 10). Based on the literature of this structure, this concept is used as an attribute of the individual as well as an attribute of society. Therefore, the quality of life includes both the social structure and the situation of individuals and is consist of five main components as socio-economic security (mentions the quality of life of the individual-agent-oriented approach), Social solidarity (overseeing social quality – social approach), sustainability (to express sustainable development and intergenerational distribution- social approach), Social integration and social empowerment. These components are prone to individual and transpersonal scales that this talent leads to the creation of functional and structural approaches and a combination perspective such as structurality. Regarding these five main components, it should be said that the component of socio-economic security refers to having, the component of social solidarity refers to the quantity and quality of the relationship (and in fact, the contribution of the social capital structure to the quality of life), the component of social integration mentions to combine the field of law with the field of financial facilities and solidarity. Then, the component of social empowerment mentions to the capabilities and opportunities to take advantage of facilities, and finally, the sustainability component refers to the expression of sustainable development and intergenerational distribution.

The logical conclusion of the above matters is that a high quality society is a place where citizens should achieve an acceptable level of economic security and social integration and living in cohesive communities which allows them to fully realize their potential. In a definition by Phillips (2006), "Quality of life" is a range in which citizens are able to participate in the social and economic life of their community in conditions that improve their well-being and potential. Now, it is necessary to know that understanding the quality of life phenomenon, in the last few decades, is only possible through regular development plans; because, other activities that do not have the legal Supporting or policymakers' consensus, cannot be useable and reliable. Therefore, according to the above definition and the importance of the role of quality of life structure in society of Iran and its development plans, an attempt is made In this article to determine the social dimensions role of quality of life in the country's development plans, by usage of the proposed model and its relevant indicators, via the content analysis method. So, with cognition the path of development plans in the field of quality of life and its social dimensions, the future way will be paved for the country's social development policy makers.

### **Theoretical Foundations**

The above definition for quality of life defines both micro (individual-mental) and macro (social-objective) levels. Indicators such as quality of life perception, experiences and individual values, well-being, happiness and life satisfaction are micro-level indicators; and income, employment, housing, education, and other environmental conditions make the macro-level. Quality of life is also used for objective observe of changes in policy-making as well as mentally studies. Miles uses the term not only as a matter of satisfaction and well-being, but also as a set of economic and social benefits that individuals and groups gain (1985, Miles). Phillips examines the quality of life in individual and collective dimensions, too. In this view, the quality of individual life in the objective dimension requires the provision of basic needs and material resources to meet the social needs of citizens. In the mental dimension, he considers the independence of action in increasing mental well-being, including pleasure, satisfaction, purposefulness in life and personal growth, and prosperity in the path of happiness and social change, and extensive participation in social activities; And in the collective dimension he insists on the stability of the physical and social environment, social resources within groups include civic cohesion, integration, extensive social network relationships and temporary links at the community level, norms, trust, altruism and altruistic behavior, fairness, social justice. (2006: 242, Philips).

### **Quality of life approaches**

Agency and structure approaches are used for describing and explaining quality of life by authors.

#### **Agency approach**

The agency approach is based on methodological individualism and considers society not as a whole, but as sum of individuals in society. Although this approach acknowledges that transpersonal factors are useful for explanation, but reduce these factors to individual contexts (Ghaffari and Ebrahimi Louieh, 2005: 31) and emphasize the role of individual activity in shaping processes. This approach considers a pivotal role for human activity and believes that the quality of life is more concerned with the mentalities, abilities and capabilities of individuals than with the social structural conditions or the surrounding environment. Various agency approaches to quality of life include: utilitarianism approach, general values approach, basic needs approach, human development approach, human needs theory and ability approach.

#### **Structure approach**

This approach has two distinct features comparing to the agency approach. First, it provides a comprehensive concept that encompasses all areas that are effective in improving the quality of life; and second, it considers the society as a whole. Elements and contributors are determined for the quality of life, in this approach. These, generally include autonomy, recognition, interdependence, and equality that have been achieved by factors such as security, citizenship, and democracy. Among the structure approaches, some focus on living conditions and quality of life, which include objective and subjective conditions based on resources and opportunities. Some also emphasize the cultural relativity of quality

of life. These approaches are multidimensional and focus seriously on causal processes and social interaction, especially on the fundamental role of socioeconomic dynamics and social relations.

Various structure approaches to quality of life are democratic dialectic, overarching quality of life, and social quality. "Social quality approach has been posed in the Amsterdam Declaration in 1997, and quickly developed by the academies of the fields of social policy, sociology, political science, law, and economics (Phillips 176: 2006), and today; it is perhaps the most important construct of the quality of social life theoretically and operationally. Improving social solidarity and combating social exclusion, supporting an egalitarian formulation, reducing inequalities, are the main core of this approach. This approach focuses on a type of social policy that seeks to achieve social justice. And it can be considered as a human revision in desirability (from agency approach) and evaluation of quality of life has been considered based on income and wealth which financial facilities and capabilities and social relations are the main themes of it. Phillips (2006) sees this approach as a policy-making tool to promote the social justice, a clear and practical theoretical structure, comprehensive and logical factor that interprets the quality of life. In this context, quality of life is a range in which, citizens' well-being and their potential will improve and they are able to participate in the social and economic life of their community. The social quality experienced by citizens is based on the following conditions:

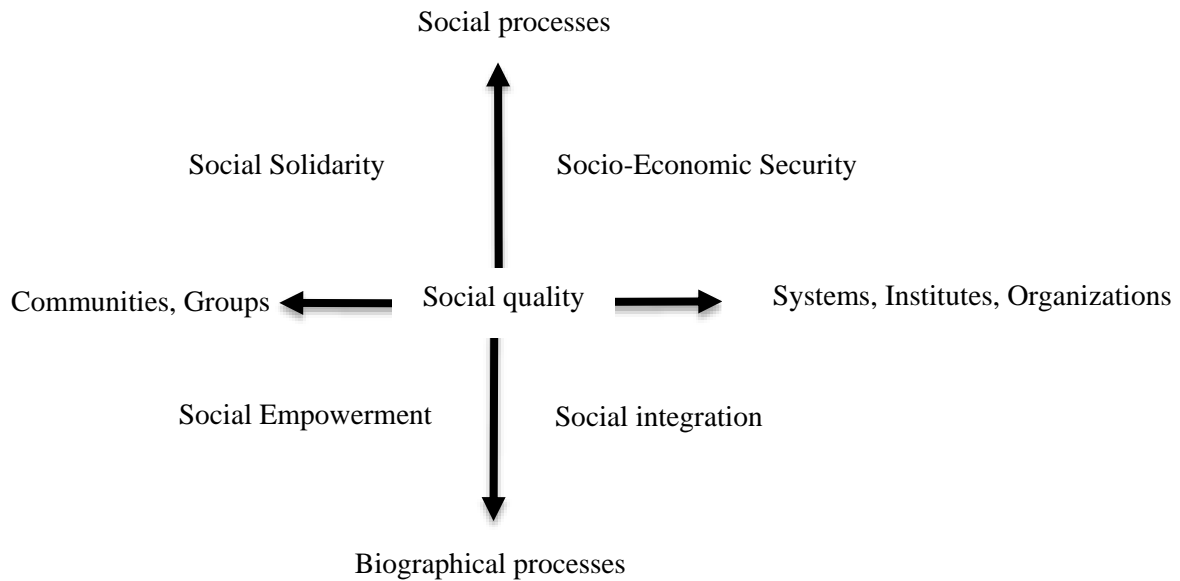
- 1- Degree of socio-economic security
- 2- The scope of social integration
- 3- The permanence and intensity of solidarity and social cohesion between generations
- 4- Level of autonomy and empowerment of citizens" (Null, 62: 2002).

#### **Description of the above features**

Socio-economic security, is a field in which individuals have sufficient resources, which depends on the achievements of the society protection measures, systems and institutions as an area for implementing of their self-realization process. The dimensions of socio-economic security generally are financial resources, housing and environmental, health and medical care, work and education. Social integration, is a field in which individuals are able to access social institutions and relationships. Social integration is related to the principles of equality and fairness and their structural causes, and its main concern is in fact the element of citizenship, which participates voluntarily in the areas of citizenship rights, labor market, private and public services and social networks. Social solidarity, is a feature based on common identities, values, and norms that is associated with cohesiveness as the basis for collective identities and with the process by which social networks are established and supported on the other hand. Social solidarity includes areas such as trust, public values and norms, social networks, and identity.

Social empowerment, is a field in which individuals' personal abilities are enhanced through social relationships. In other word, social empowerment is the establishing of human capabilities and competencies for full participation in social, economic, political, and cultural processes.

According to Phillips (2006), socio-economic security is related to social justice and the fair distribution of wealth, and social integration is related to the improvement of citizenship rights. Social solidarity refers to a reciprocal moral agreement, and the empowerment mentions to justice in the opportunities and opportunities of life. A high-quality society is where citizens could achieve an acceptable level of economic security, and social integration and living in cohesive communities that allow them to fully realize their potential. By showing the elements of social quality on two perpendicular axes, the vertical axis indicates the distance between the micro (individual) and macro (social structure) levels, as the institutions and organizations are at one direction of the horizontal axis, and communities and groups are at other. From another perspective, the vertical axis is related to the processes and the horizontal axis is related to the actors. So axes show the relationship between the individual and society (diagram 1).



*Figure (1): Four Elements of Social Quality*

According to this model, the quality of life is enhanced, through the above four factors, in dialectical relations with processes leading to the formation of collective identity in the range of individuals with the ability to participate in their social and economic life. In this approach, social actors (groups, institutions, organizations) interact based on participation, understanding, social justice, and social affirmation. The social quality approach is more realistic than other approaches and even if we ignore its structure, the combination of socio-economic security, social integration, social solidarity, and empowerment as steps in empowering citizens to participate, will create a form of trust between individuals and their societies(Phillips, 2006: 184). Regarding to this approach, Null (2002) believes that the concept of social quality seeks to integrate the ideas of social solidarity, social integration, and human development under the subject of public policy.

### **Features of quality of life index**

According to Sharp (1999), the quality of life index should be based on a solid and convincing theory, moreover; having a clear executive goal and be presented as a single index, and at the same time it should be able to cover different areas. Also, having validity and reliability, the quality of life index should be sensitive and help public policies designers to assess and develop plans at the individual, family, social, national, and international levels. According to Sharp, "areas covered by the quality of life index should cover all life experiences, and each area should cover a part of the quality of life structure in a fundamental and intrinsic but discrete and isolated way; and should measure both objective and subjective dimensions, and each area as a part of the quality of public life should be related to the quality of life of all people and finally, if a particular area is to be considered, it must be considered in relation to the public sphere."

### **Quality of Life Indicators**

In this article, considering the rules and criteria proposed by Sharp, the main components of quality of life and their sub-components, as well as their operational indicators which have been proposed by experts on the topic of quality of life for "social dimensions of quality of life in the country's development plans" study have been selected. These components include "socio-economic security", "social solidarity", "social integration", "social empowerment" and also the component of "sustainability". The first to fourth components have been extracted out of the "social quality" approach, and the last component from the "Inclusive quality of life". Both "social quality" and "inclusive quality of life" are structural approaches. According to Sharp, comprehensive study of quality of life requires that these components and their related indicators be considered together.

Main and sub-components, and their operational indicators, used in this study, are as follows:

▪ **Economic-social security component: Its sub-components and operational indicators**

The sub-components of this main component are "jobs and financial resources", "housing and social environment" and "education and health". The operational indicators are listed as below:

- **Jobs and financial resources:** "The importance of adequate income and fair distribution of income", "job security and employment", "reducing (eradicating) poverty", "eliminating discrimination in employment and women's rights" and "work-life balance".
- **Housing and social environment:** "Paying attention to resilient homes", "Paying attention to per square meter for household members", "Paying attention to basic facilities: water, health and energy facilities", "Paying attention to water, air and noise pollution and "Free access to counseling and support centers."
- **Education and Health:** "Insurance coverage", "the importance of having doctor, the number of hospitals and medical equipment", "the importance of providing care services", "providing education" and "quality of education" (Kierz and Maesen, 2003).

The main emphasis in this component is on "having".

**Social Solidarity component: Its sub-components and operational indicators**

The sub-components of this main component are "social trust", "norm, value and identity" and "social networks". The operational indicators are listed as below:

- **Social trust:** "People's trust in government, representatives, political parties", "People's trust in law enforcement, media, religious institutions", "People's trust in social services, economic transactions", "Judicial status related to the number" Cases referred to the court "and" the importance of the family, leisure, mutual respect between parents and children".
- **Norms, values and identities:** "altruism: voluntary activity", "tolerating the identity of others, different beliefs, behaviors and tastes of lifestyle", "willingness to pay more taxes, to ensure the improvement of the poor", "the importance of feeling "National pride" and "the importance of group identities".
- Man is a social being and that is why he has turned to social life. This social life does not continue unless there is help and participation in it (Navabakhsh, 2010).
- Regarding the importance of feeling national pride, it can be said that this concept brings us closer to the definition of soft power. According to Nye, "soft power is the ability to achieve something through attraction instead of coercion" (Navabakhsh, 2011).
- **Social networks:** "Membership in political, charitable, voluntary or sports clubs", "Receive support from family, neighbors and friends", "Regular meetings with neighbors and friends", "Receive non-monetary assistance from friends or family" And "Duration of relationship with relatives, with or without marriage" (Berman and Phillips, 2004).

Although the neighborhood has evolved in parallel with urbanization, it is still of particular importance because of its role in the lives and primary relationships of people. Neighborhood relations will be different between different social layers with specific cultural, social, and economic levels. It means different social bases, require different types of neighborhood (Navabakhsh, 2008). Of course, a network understanding of social capital, and expanding it to analyze politics, has received less attention. The network approach is one of the four approaches related to social capital theory (Navabakhsh, 2012). This component covers aspects of communication and clearly shows the portion of social capital structure in quality of life.

**Social integration component: Its sub-components and operational indicators**

The sub-components of this main component are "citizenship rights", "services", and "degree of openness and efficiency of institutions. The operational indicators are listed as below:

- **Citizenship rights:** " Fundamental and political rights importance ", " Right to vote in local elections importance ", "Permission to demonstrate ", " Organized and regulated pension by the government for stakeholders" and "Minority ethnic groups role in elections and appointments."

- **Services:** "Health Services", "Access to the Public Transportation System", "Public Sports Facilities", "Cultural Facilities: Cinema, Theater and Library" and "Providing Support, Care and Insurance Services".
- **Degree of openness and efficiency of institutions:** "Existence of council processes and direct democracy such as referendum", "Openness of economic system", "Working councils in institutions and organizations", "General Freedom" and "Encouragement of cultural, educational and professional changes" ( Walker and Wigfield, 2003).

Today comprehensive development attainment is one of the governments concerns. Since human has a cultural existence, then cultural development is considered to be the foundation of sustainable development (Navabakhsh, 2012).

- **Social Empowerment Component: Its sub-components and operational indicators**  
The sub-components of this main component are "Being knowledge-based labor market", "Support for Collective Activities" and "Individual Support Services". The operational indicators are listed as below:
- **Being knowledge-based labor market:** "Existence of social mobility based on degree of education ", "Access to free media and the Internet to access knowledge", "Existence of employment contract supervision", "Employment-oriented education" and "Existence of job support plan".
- **Support for collective activities:** "National and local budgets for voluntary and non-profit civic activities", "Permission or recommendation for the formation of self-organized cultural groups", "Encouragement of cooperation, integration and cohesion", "Social housing" And "free counseling."
- **Individual support services:** "Providing services that contribute to one's personal and social independence", "Child care before and after school", "Equal opportunities for people with disabilities", "Securance the elderly" and "Strengthening relationships and Connections" (Herrmann, 2003).

#### **Social Sustainability Component: Its sub-components and operational indicators**

The sub-components of this main component are "preservation of human and social capital", "preservation of natural and environmental capital" and "preservation of physical capital".

The operational indicators are listed as below:

- **Preservation of human and social capital:** "Preservation of skilled manpower", "Attracting and preserving elites", "Restoring courage, perseverance and work conscientiousness in individuals", "Promoting awareness and knowledge in society", and "Preserving cultural values".
- Finding a way to overcome social gaps and building social cohesion and creating trust and encouraging participation, as characteristics of social capital, are important (Navabakhsh, 2009).
- **Preservation of natural and environmental capital:** "Encouraging more efficient use of energy and resources", "Supporting clean technologies and sustainable mobility", "Increasing the share of non-renewable resources", "Preserving forests, pastures and seas" and "Preserving groundwater and Watershed management".
- **Preservation of physical capital:** "Preservation of historical and non-historical buildings", "Preservation of mother industries and updating of factories", "Restriction of reconstruction of buildings, both residential and public", "Preservation of national income level (GDP)" and "Preservation of roads and Public Transportation "(Null, 2004).

One of the symbols of maintaining physical capital is the process of urban development. Following the increase in population and response to the need for housing and other urban facilities, this process has transformed the faces of cities in a way that is inconsistent with their culture and social conditions (Navabakhsh, 2013).

Figure (2) shows the relationship between the components of quality of life (theoretical model). Each of these components is itself composed of the elements shown in the figure. Components are prone to attention on individual and transpersonal scales, and this talent leads to the production of agent and structure approaches, as well as a combination view such as constructivism (Ghaffari and Amidi, 117: 1390).

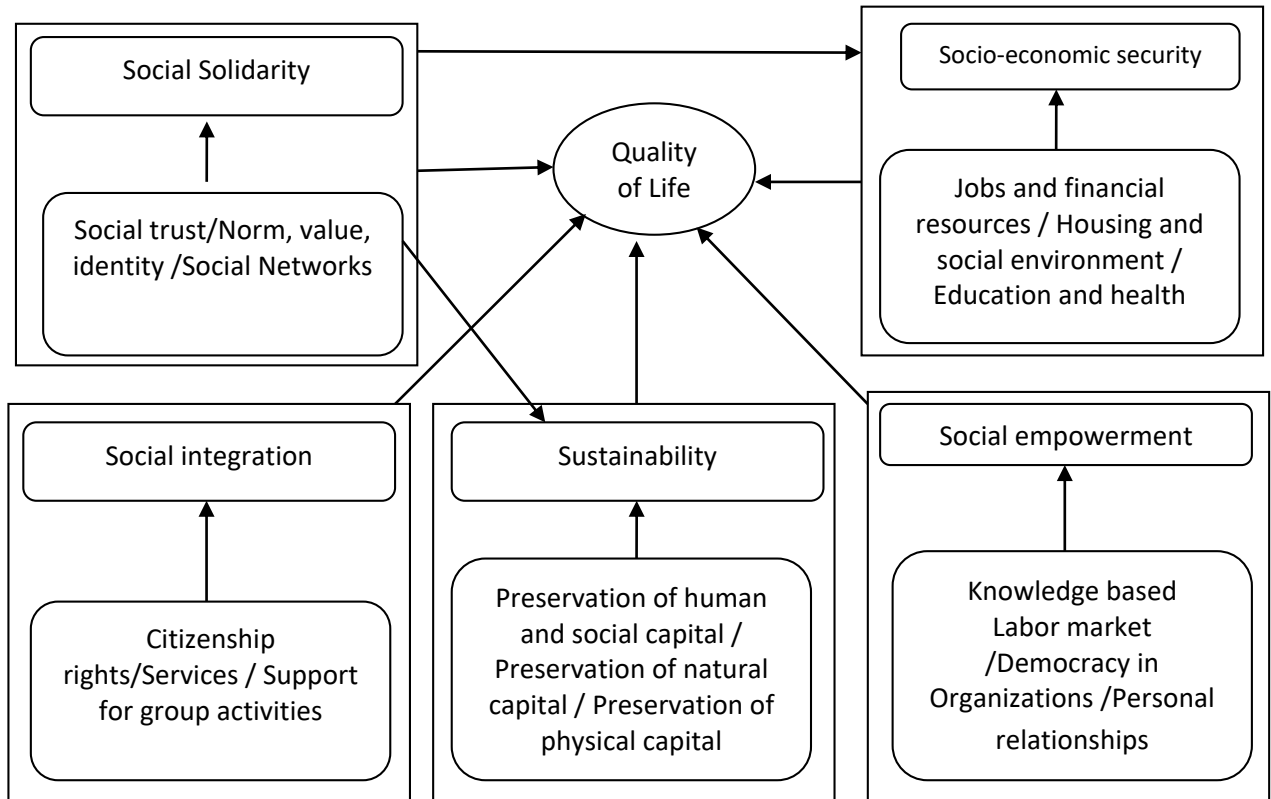


Figure (2): Theoretical model for studying the quality of life in the country's development plans

### Research method

In this article, content analysis method has been used. The analysis unit is the concepts and themes in the text of the first to sixth development plans of the country. These concepts and themes are coded, counted and categorized in the text of the plans in the form of operational indicators introduced in sections 2-3-2-1 to 2-3-2-5. In order to provide a clear definition of the content analysis method and then the reason for using this method in the present article, the following three separate definitions are given:

- 1) Content analysis and encryption are proposed interchangeably to refer to objective, regular, and quantitative descriptions of symbolic behaviors (Card Wright, 1953, p. 8).
- 2) Content analysis means the scientific analysis of communication messages, which requires a precise and orderly analysis in terms of nature, despite being comprehensive (Barcus, 1959, p. 8).
- 3) Content analysis is the stage of collecting information in which the content of communication is transformed into information that can be summarized and compared by using objective and orderly rules of categorization (Pisley, 2001).

This selected sample of definitions shows that experts consider this method as a basic and useful research tool for various scientific disciplines and many research issues.



**Method of work**

Coding of operational indicators

Careful study of the first to sixth development plans of the country

Selecting phrases and sentences from the plan texts, which contain the concepts of "quality of life" in the form of main and sub-components or operational indicators (each extracted concept or theme was taken as an analysis unit).

Re-reading the texts to identify and select "operational indicators" in them. After identification and selection, these indicators were marked with a red pen.

Designing counting concepts and themes with EXCEL software

**Society and sample studied**

Iran's first to sixth development plans, written for the years 1989 to 1400, were carefully studied, counted, and extracted. In this study, due to counting all data, the statistical population and the research sample correspond to each other.

**Reliability and validity of data collection tools**

- ✓ **Reliability:** The reliability is confirmed in the form of re-coding by the researcher at different times and also the agreement between the coders; in both cases there was a high level of agreement. In this way, the researcher re-read the reviewed development plans completely and achieved the same results by re-coding. Also, a number of plan rules were given to experts as an example, and their coding results had no notable distance from the researcher's coding.
- ✓ **Validity:** The validity has been in the style of content validity, confirmed by experts.
- ✓ **Research variables:** Have been taken from the theories of "Quality of life" experts.
- ✓ **Techniques used in analysis:** Quantitative review and reports were presented by descriptive statistical methods such as frequency, percentage, and frequency charts. The researcher interpreted and concluded them, then finally answered to research questions.

**Research Findings**

Matrix (1) has included the results of research conducted in the form of number of concepts or themes of social dimensions of quality of life in each of the first to sixth development plans.

*Table (1): The presence of social dimensions of quality of life in the country's development plans*

Total	Social sustainability	Social empowerment	Social integration	Social Solidarity	Socio-economic security	dimension plan
308	46	67	44	44	107	FIRST
231	53	33	44	19	82	SECOND
631	107	131	154	68	171	THIRD
765	136	187	166	116	160	FOURTH
656	140	163	154	78	121	FIFTH
656	104	116	159	97	180	SIXTH
3247	583	697	721	422	821	TOTAL

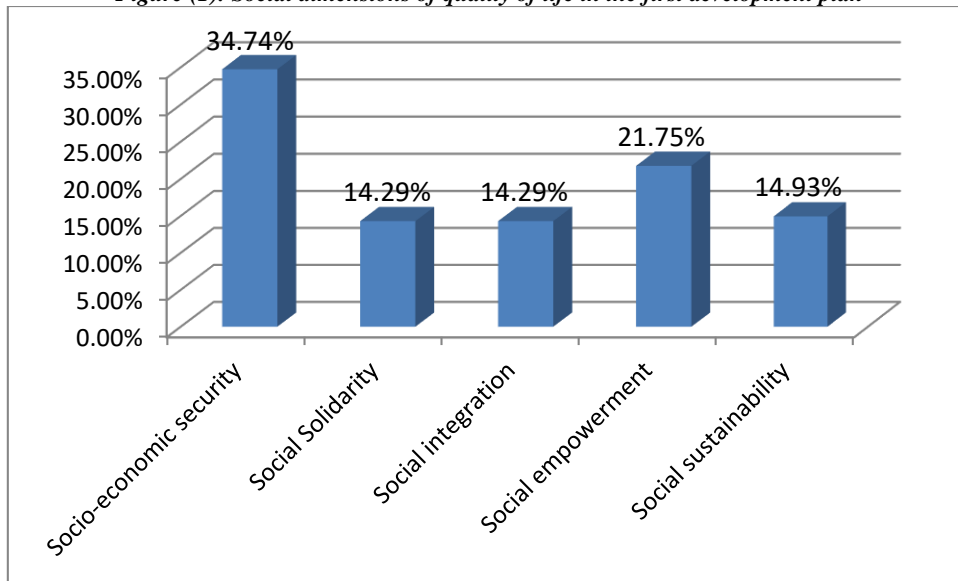
Table columns show development plans in terms of considering each of the social dimensions of quality of life. And the sum column shows the presence of the overall quality of life index (total dimensions) in each of the development plans. By dividing the figure of each dimensions related to each plan, the percentage of presence of each dimension in the plan is obtained, as shown in table (2).

*Table (2): Calculating the percentage of social dimensions of quality of life in the country's development plans*

Total	Social sustainability	Social empowerment	Social integration	Social Solidarity	Socio-economic security	dimension plan
100%	14.93%	21.75%	14.29%	14.29%	34.74%	FIRST
100%	22.95%	14.29%	19.01%	8.24%	35.51%	SECOND
100%	16.96%	20.77%	24.40%	10.77%	27.10%	THIRD
100%	17.78%	24.44%	21.70%	15.16%	20.92%	FOURTH
100%	21.34%	24.85%	23.48%	11.89%	18.44%	FIFTH
100%	15.85%	17.68%	24.24%	14.79%	27.44%	SIXTH

The percentages obtained in Matrix (2), are given in Figures (1) to (5). Comparison of social dimensions of quality of life in each of the development plans: Figure (1) is extracted from the first line of Matrix (2).

*Figure (1): Social dimensions of quality of life in the first development plan*

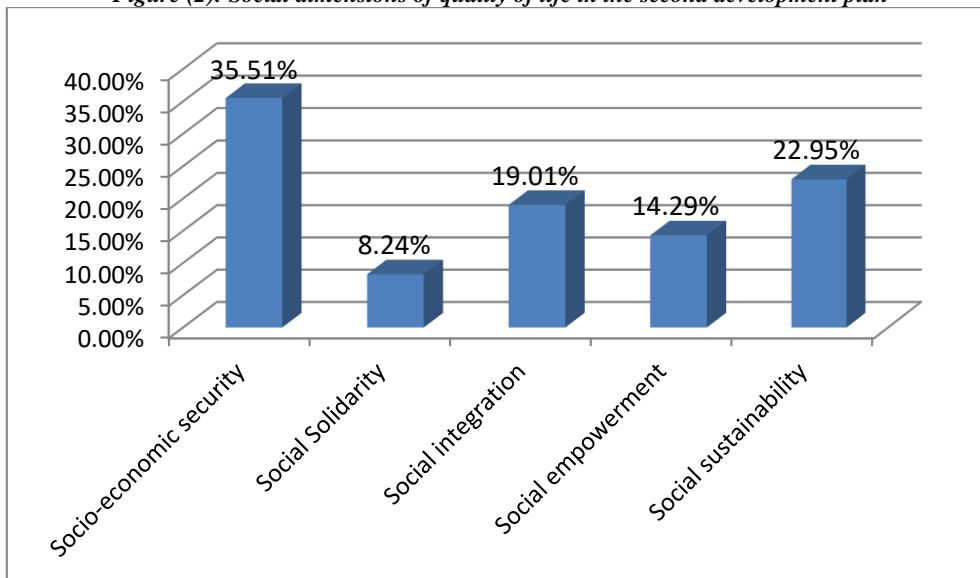


Analysis of Figure (1): The total quality of life index in the first plan is (308).

- 1) The economic and social security dimension, with 34.74% of the concepts or themes of quality of life, has received the most attention in the first plan.
- 2) The dimensions of social solidarity and social integration, with 14.29% of concepts or themes, are simultaneously at the bottom of the table.
- 3) The dimension of social empowerment, with 21.75% of concepts or themes, is in an average state.
- 4) The dimension of social sustainability, with 14.93% allocation of concepts or themes to itself, is in the middle to lower place.

Figure (2) is extracted from the second line of the matrix (2).

*Figure (2): Social dimensions of quality of life in the second development plan*

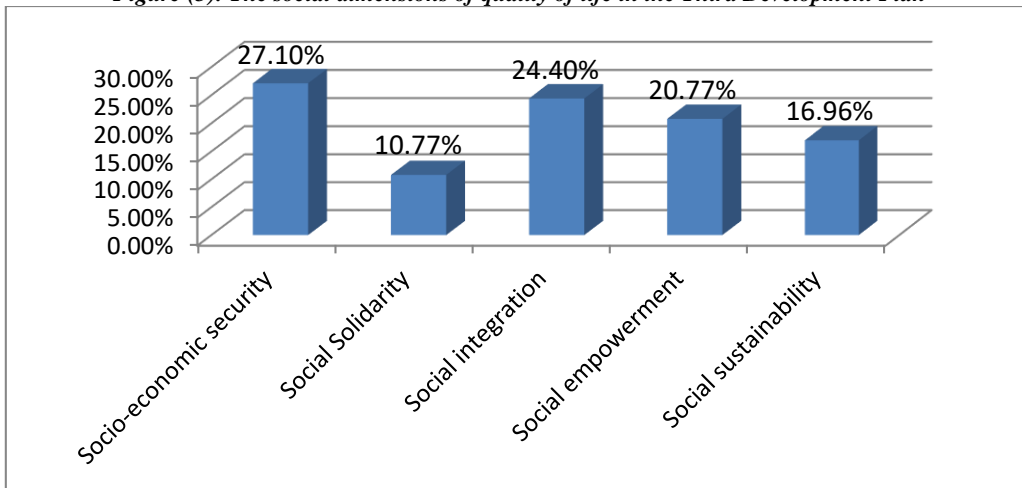


Analysis of Figure (2): The total quality of life index in the second plan is (231).

- 1) The economic and social security dimension, with 35.51% of the concepts or themes of quality of life, has received the most attention in the second plan.
- 2) The dimension of social solidarity, including 8.24% of concepts or themes, is at the bottom of the table.
- 3) The social integration dimension, with 19.01% of concepts or themes, is in the middle to lower place.
- 4) The dimension of social empowerment, with 14.29% of concepts or themes, is located between the lowest value and the average downward.
- 5) The sustainability dimension, including 22.95% of concepts or themes, is in the medium to high state.

Figure (3) is extracted from the third line of the matrix (2).

**Figure (3): The social dimensions of quality of life in the Third Development Plan**

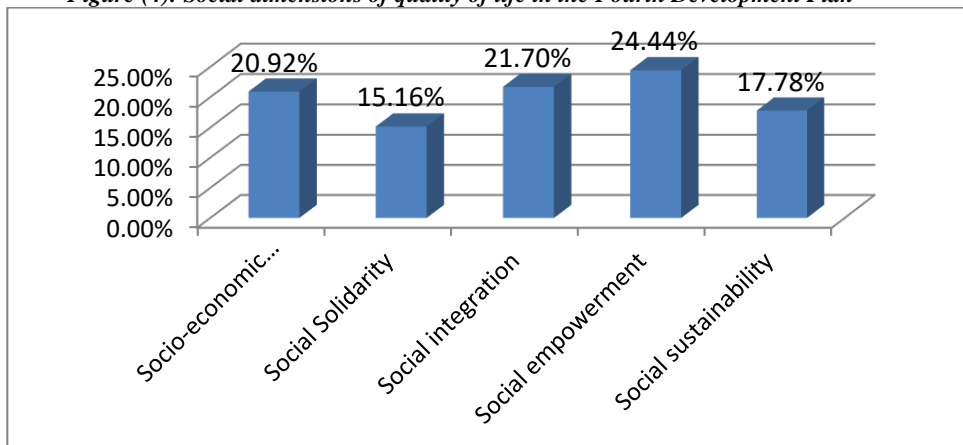


Analysis of Figure (3): The total quality of life index in the third plan is (631).

- 1) The economic and social security dimension, including 27.10% of the concepts or themes of quality of life, has received the most attention in the third plan.
- 2) The dimension of social solidarity, including 10.77% of concepts or themes, is at the bottom of the table.
- 3) The dimension of social integration, having 24.40% of concepts or themes, is in a high rank after the dimension of economic and social security.
- 4) The dimension of social empowerment, with 20.77% of concepts or themes, is in the middle to top position.
- 5) The sustainability dimension, including 16.96% of concepts or themes, is in the middle to bottom state.

Figure (4) is extracted from the fourth line of the matrix (2).

**Figure (4): Social dimensions of quality of life in the Fourth Development Plan**

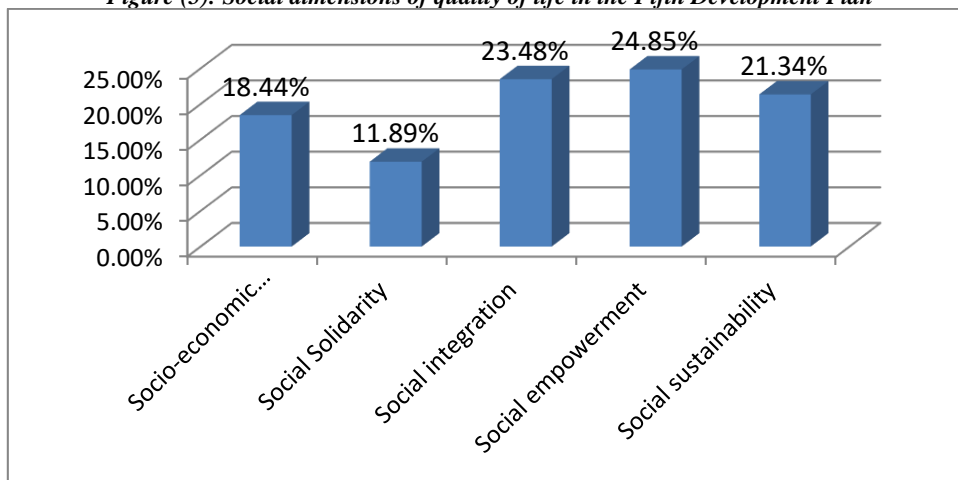


Analysis of Figure (4): The total quality of life index in the fourth plan is (765).

- 1) The dimension of economic and social security, including 20.92% of the concepts or themes of quality of life, is in the third place after social empowerment and social integration.
- 2) The dimension of social solidarity, including 15.6% of concepts or themes, is at the bottom of the table.
- 3) The dimension of social integration, having 21/70% of concepts or themes, is in the second place after the dimension of social empowerment.
- 4) The social empowerment dimension, with 24.44% of the concepts or themes of quality of life, has received the most attention in the fourth plan.
- 5) The sustainability dimension, with 17.78% of concepts or themes, ranks higher than social solidarity.

Figure (5) is extracted from the fifth line of the matrix (2).

**Figure (5): Social dimensions of quality of life in the Fifth Development Plan**

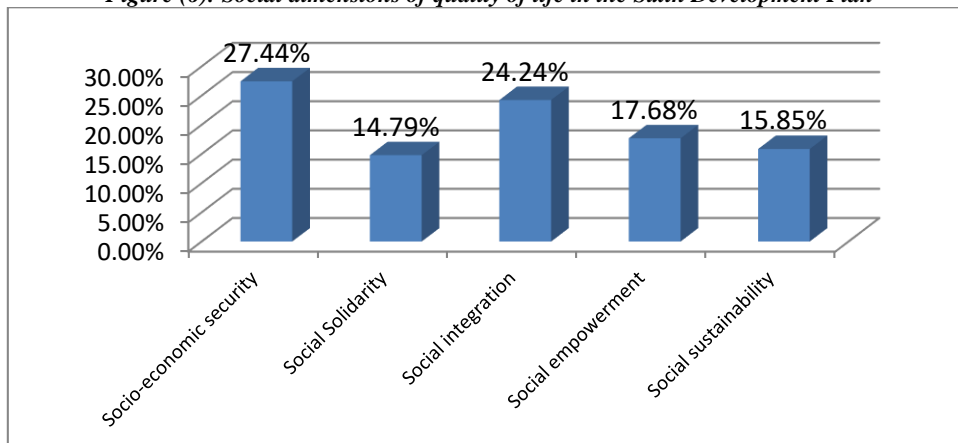


Analysis of diagram (5): The total quality of life index in the fifth plan is (656).

- 1) The dimension of economic and social security, with 18.44% of the concepts or themes of quality of life is in the fourth place after the dimension of social sustainability.
- 2) The dimension of social solidarity, with 11.89% of concepts or themes, is at the bottom of the table.
- 3) The dimension of social integration, having 23.48% of concepts or themes, is in the second place after the dimension of social empowerment.
- 4) The dimension of social empowerment, with 24.85% of the concepts or themes of quality of life, has received the most attention in the fifth plan.
- 5) The sustainability dimension, with 21.34% of concepts or themes, is in a higher rank than the economic and social security dimension.

Figure (6) is extracted from the sixth line of the matrix (2).

**Figure (6): Social dimensions of quality of life in the Sixth Development Plan**



Analysis of Figure (6): The total quality of life index in the sixth plan is (656).

- 1) The dimension of economic and social security, with 27.44% of the concepts or themes of quality of life, has received the most attention in the sixth plan.
- 2) The dimension of social solidarity, with 14.79% of concepts or themes, is at the bottom of the table.
- 3) The dimension of social integration, having 24.24% of concepts or themes, is in the second place after the dimension of economic and social security.
- 4) The dimension of social empowerment, with 17.68% of the concepts or themes of quality of life, is at a higher level of sustainability.
- 5) The sustainability dimension, with 15.15% of concepts or themes, is in a higher rank than the social solidarity dimension.

### **Discussion and Conclusion**

In the first development plan, the socio-economic security dimension has received the most attention. A look at the operational indicators related to this dimension in the study shows that in the first development plan, employment, poverty reduction and education have been paid serious attention. The training is aimed at rebuilding the manpower needed by society after the war, and providing employment and reducing poverty in order to provide a short-term benefit to the relative well-being of society and the underprivileged who have just gone out of the war. In such situation, it is natural that the dimension of social empowerment should be considered to some extent, but dimensions such as social solidarity and social integration, as well as the sustainability of the concepts of civil society and the environment, should be given less attention. In the second development plan, the socio-economic security dimension has received the most attention, too. A look at the operational indicators for this dimension in the second development plan, shows that employment, reduce poverty, basic facilities such as water, health, energy, climate pollution and finally education has been more paid attention to. It can be argued that one of the major goals of this plan is to achieve social justice with public health policies, attention to deprived areas with priority on employment and support for the vulnerable and needy people., Due to the failure of economic adjustment policies and liberalization of prices and debt crisis, after the implementation of the first plan, the second plan was forced to implement economic stabilization policies, so socio-economic security dimensions has most frequency in this plan, too. Again, other social dimensions of quality of life in this plan affected by this policy.

In the third development plan, the socio-economic security dimension has received the most attention, too. But in parallel, the dimensions of social integration as well as social empowerment and then social sustainability have been considered. A look at the operational indicators of these dimensions will make the matter more clear. Operational indicators that have been effective to the high statistical dimension of socio-economic security, include employment, the importance of basic facilities such as water, health and energy, health insurance coverage, education, and finally the importance of climate pollution. In the case of the social integration dimension, providing services to needy people for social care and then economic system openness, have been effective factors. About social empowerment, cooperation, integration and cohesion encouragement has been an influencing factor. It can be argued that the plan seriously pursued a policy of structural adjustment and reform (which was also successful in practice). The plan has focused on regulating the social security system and the targeted distribution of subsidies and investment and employment. In this course, with the approach of creating a civil society, guidelines such as promoting the culture of public participation by emphasizing the principle of citizenship rights and social responsibility, institutionalizing freedoms and rights enshrined in the constitution, expanding public participation and public oversight on the country's various affairs entered to the planning literature by the expansion of civic institutions in the form of parties, groups, trade unions, and so on.

In the fourth development plan, unlike the previous three plans, the socio-economic security dimension loses its first place in the ranking of social dimensions of quality of life. Now, social empowerment is first in this ranking, followed by socio-economic security in third place after the social integration dimension. Of course, sustainability and social solidarity also have a good position compared to previous plans (and this is the reason why the total quality of life index in this plan has increased compared to

other development plans before and after). A look at the operational indicators of these dimensions will better explain the matter. Operational indicators that have been effective on to the high statistical dimension of social empowerment include employment-oriented education, encouragement of integration and Cooperation, and the provision of services that contribute to one's personal and social independence. About social integration, public sports facilities, services to needy people for social care, and the openness of the economic system have been effective. It can be argued that the major challenges facing the country in terms of globalization and liberalization and the development of communication and information technologies have led to changes in the country's public space and international space, along with changes in the tastes of the new generation gave new life to social integration. Transition from duty to right and introduction citizenship rights in the world and, consequently the development of e-business, competition in providing services to citizens, increased and continued this index in the plan. Therefore, development planners in Iran tried to enter into categories such as citizenship rights and collective activities along with world literature. The increasing role of civic institutions in this period can be considered as the reason for the high role of the social integration component in the fourth plan. The planners of the Fourth Plan believed that oil resources could no longer generate significant growth, so they proposed a knowledge-based approach to economics. This means that the share of raw materials in the country's exports ought to decrease and, high value-added products from raw materials have to be exported. And this was not possible except by combining the high knowledge of employment-oriented education with the raw materials extracted from the earth, creating unity and empathy through cooperatives and the private sector, and helping people become independent and empowering them to solve collective problems.

In the Fifth Development Plan, economic and social security is still in decline, and this time it ranks fourth after sustainability. Empowerment and then social integration and sustainability have a good and stable position. The situation is look like the fourth plan with slightly different. It can be argued that although the planners of the Fifth Development Plan decided to put aside the Fourth Plan contents and orientations, but they were affected themselves by the same terms. So the Fourth and Fifth Plans largely are similar in content, but they are different in terms of orientations. In the Fifth Plan, this approach was considered to change or critique the view of development and the views experienced in the West and other countries. This posed a serious challenge to policymakers; finally, the previous way caught as a solution, and in fact the plan was put into practice within the same framework as before. In addition, apart from the provisions related to the material and economic sectors, in the social and cultural spheres, which were generally closely related to lifestyle and quality of life, no attention was paid to their policy aspects and such words were practically propagandized.

In the Sixth Development Plan, the economic and social security dimension returns to its place in the first to third plans, and not only it falls forward the other dimensions, but also gains the highest amount in the first to sixth plans.(see the first column of Matrix 1). And again, social integration, like the Fifth Plan, comes second. Operational indicators that have been effective to the high statistical dimension of social and economic security include job security and employment, the importance of resilient homes, and the importance of basic facilities as water, health and energy, health insurance coverage, and education. In terms of social integration, access to the public transportation system, the provision of services to people in need of social care (support services, care and insurance), the openness of the economic system, and, finally, the encouragement of cultural, educational, and career change have been effective. It can be argued that the Sixth Development Plan was based on new economic and social needs, thus maximizing social and economic security throughout the six plans. The main axes and orientations of the Sixth Development Plan can be considered as the realization of the public will in the economic, social and cultural spheres derived from the values governing the society. Improving the quality of life of all people through appropriate processes of economic growth, creating suitable conditions for the growth of people's self-esteem, expanding appropriate economic, social and cultural institutions to promote human dignity, increasing the range of human choices are the main goals of the sixth plan. Also, improving human development indicators and public participation in various fields is the main pillar of this process (Report on the Sixth Development Plan Act in 2017 - Introduction).

## References

1. Abbotte L. Ferriss (2010), *Approaches to Improving the Quality of Life*.
2. Alexander V. Anakov (2008) *Quality of Life, Balance of Power and Nuclear Weapons*.
3. Berman, Y. & Philips, D. (2004). *Indicators for social cohesion*, Fifth draft, working paper, Amsterdam, EFSQ.
4. Gabriele Doblhammer & Rembrandt Scholz (2010), *Aging, Care Need and Quality of Life*.
5. Ghaffari, Gholamreza and Ebrahimi Loyeh, Adel (2005), *Sociology of Social Change*, Tehran, Agra and Loya.
6. Ghaffari, Gholamreza and Reza Omid (2011), *Quality of life: Social Development Index*, Tehran, Shirazeh.
7. Keizer, M. & Vander Maesen, L. J. G. (2003), *Social Quality and the component of socio-economic security*, Third draft, working paper, Amsterdam, ENIQ.
8. Kent, T. (1997), *in pursuit of the public good*, Montreal, McGill Queen's.
9. Miles, I. (1985), *Social indicators for human development*, London, Frances pinter.
10. Navabakhsh, Mehrdad (2014). *The need to revitalize social capital in the development of urban spaces*. *Iranian Journal of Social Development Studies*, Fifth Year (No. 4), fall 2013, p.8.
11. Navabakhsh, Mehrdad and Ahmad Ali Moqtadarzadeh Maleki (2012). *Investigating the dimensions of the three identities (local, national and global) among the youth and its role in the cultural development of East Azerbaijan province*. *Iranian Journal of Social Development Studies*, Fifth Year (No. 1), winter 2012, p. 84.
12. Navabakhsh, Mehrdad and Ahmad Sadeghi (2010). *Investigating the factors affecting student participation in the third round of council elections*. *Iranian Journal of Social Development Studies*, Second Year (No. 2), spring 2010, p.84.9, p.81.
13. Navabakhsh, Mehrdad and Hamid Sajjadi (2011). *Investigating value and identity developments on national security*. *Iranian Journal of Social Development Studies*, Third Year (No. 4), fall 2011, p. 9.
14. Navabakhsh, Mehrdad and Maryam Rafieifar (2008). *Sociological study of neighborhood relations in residential complexes in Tehran*. *Iranian Journal of Social Development Studies*, First Year (No. 1), winter 2008, p. 51.
15. Navabakhsh, Mehrdad and Saeed Attar and Seyed Rahim Abolhassani (2012). *Network Policy Approach: The Generalization of Social Capital Thought to Government Analysis*. *Iranian Journal of Social Development Studies*, Fourth Year (No. 2), spring 2012, p.7.
16. Navabakhsh, Mehrdad and Sedaghat Soori (2009). *Investigating social capital and the factors affecting it in the city of Garmi*. *Iranian Journal of Social Development Studies*, First Year (No. 3), Summer
17. Navabakhsh, Mehrdad and Zahra Asmi Joshaghani (2012). *Social and cultural factors affect students' participation in student activities*. *Iranian Journal of Social Development Studies*, Fourth Year (No. 4), fall 2012, p. 105.
18. Noll, H. (2002), *Towards a European system of social indicators: theoretical framework and system architecture*, *Social indicators research*, Vol. 58, p.p. 47-87.
19. Noll, H. (2004), *Social indicators and indicator systems: tools for social monitoring and reporting*, presented in OECD World Forum «statistics, knowledge and policy», Palermo, 10-13 November.
20. Phillips, D. (2006), *Quality of life; concept, policy and practice*, London, Routledge.
21. Ralph Kober (2010), *Enhancing the Quality of Life of people with Intellectual Disabilities*
22. Sharpe, Andrew (1999), *a survey of indicators of economic and social well-being*, CSLS, Canada.
23. Valery Moller, Denis Huschka & Alex C. Michalos (2008), *Barometers of Quality of Life around the Globe*.
24. Valery Moller, Denis Huschka & Alex C. Michalos (2009), *Quality of Life and Millennium Challenge*.
25. Walker, A. & Wigfield, A. (2003), *the social Inclusion component of social quality*, Amsterdam, EFSQ.