



ORIGINAL ARTICLE

Response of Pistachio (*Pistacia vera* L.) Seedling Rootstocks to Salicylic Acid Foliar Application under Water Stress

Mostafa Ghasemi^{*1}, Kazem Arzani², Abbas Yadollahi³, Hossein Hokmabadi⁴, Majid Agha-Alikhani⁵

¹Assistant Professor, Horticulture Crops Research Department, Qazvin Agricultural and Natural Resources Research and Education Center, Agricultural Research, Education and Extension Organization (AREEO), Qazvin, Iran

²Professor, Respectively, Department of Horticultural Science, Tarbiat Modares University (TMU), PO. Box 14115-336 Tehran, Iran

³Associate Professor, Respectively, Department of Horticultural Science, Tarbiat Modares University (TMU), PO. Box 14115-336 Tehran, Iran

⁴Associate Professor, Agricultural education and Extension Institute, AREEO, Tehran, Iran

⁵Professor, Department of Agronomy, Tarbiat Modares University (TMU), PO. Box 14115-336 Tehran, Iran

ARTICLE INFO

ABSTRACT

Keywords:

Gas exchange;
Growth parameters;
Ion leakage;
Osmoregulation;
Relative water content

This research was conducted to determine the effect of salicylic acid on the drought tolerance of three pistachio (*Pistacia vera* L.) rootstocks. The treatments were included three irrigation levels (Control: 100 % ET_c, medium stress: 65% ET_c, and severe stress: 30% ET_c), three pistachio rootstocks, and three salicylic acid concentrations (0, 1, and 3 mM). The salicylic acid solution was once applied as a foliar spray, starting water stress, and irrigation treatments continued for 75 days. Results showed that *P. vera* 'Badami Zarand' was less affected by water stress treatments than the other seedling rootstocks. Among the rootstocks studied, the highest photosynthesis rate (6.55 $\mu\text{mol CO}_2 \text{ m}^{-2} \text{ s}^{-1}$) was obtained in *P. vera* 'Badami Zarand' under severe water stress (30 % ET_c) and 1 mM salicylic acid application. The lowest photosynthesis rate (2.75 $\mu\text{mol CO}_2 \text{ m}^{-2} \text{ s}^{-1}$) was observed in *P. vera* 'Sarakhs' under severe water stress (30 % ET_c) and 3 mM salicylic acid treatment. In addition, the highest relative water content (66.16%) and the lowest ion leakage (33.29%) were obtained in 'Badami Zarand.' The 1 mM salicylic acid application effectively reduced the negative effects of water stress. According to the results, *P. vera* 'Badami Zarand' showed a better response to salicylic acid under stress conditions, and the highest photosynthesis, relative leaf water content, dry weight of organs (leaves, shoots, roots), and the lowest ion leakage under drought stress belonged to this rootstock.

Abbreviations

SA	Salicylic acid	RH	Relative humidity
ET _c	Crop evapotranspiration	Pn	Photosynthesis or CO ₂ assimilation
E	Transpiration rate	g _s	Stomatal conductance
RWC	Relative water content	F _v /F _m	Photochemical efficiency of photosystem II

*Corresponding author: Email address: mostafaghasemi1417@gmail.com

Received: 18 July 2021; Received in revised form: 5 November 2021; Accepted: 16 January 2022

DOI: 10.22034/jon.2021.1935934.1120

Introduction

Drought stress is the most important non-biotic stress that occurs when water intake of the plant is less than its water loss (Mahajan and Tuteja, 2005; Behrooz et al., 2019). Iran is among the dry and semi-arid countries with an average rainfall of about 250 mm per year (Lotfi et al., 2019). In addition, having around 300,000 hectares of pistachio orchards, Iran is the major pistachio producer in the world (Arzani, 2002; Sharifkhah et al., 2020) and have a great share in pistachio export around the world (Alipour, 2018). Most of Iran's pistachio orchards are located in the arid and semi-arid regions affected by water stress conditions (Arzani, 2017; Ghasemi et al., 2017; Eslami et al., 2019). Despite pistachio is tolerant to drought stress (Norozzi et al., 2019) the quality and productivity of pistachio trees are significantly reduced due to water stress (Goldhamer and Beede, 2004; Shamshiri et al., 2015; Behzadi Rad et al., 2021). Plant dry weight, leaf area, and shoot elongation of three pistachio rootstocks decreased under mild (-0.5 MPa), moderate (-1 MPa) and severe (-1.5 MPa) water stress (Esmailpour et al., 2016).

The tolerance of plants to environmental stresses is increased in different ways, including breeding or cultural management, such as plant growth regulators (Arzani, 2017; Husen et al., 2017; Husen et al., 2019). One of these ways is to use drought-tolerant rootstocks (Vahdati et al., 2021). Tolerant rootstocks to drought enable the scion cultivar for better growth under a limited water supply (Serra et al., 2014).

Moreover, the external application of osmotic compounds, growth stimulants, and antioxidant compounds on plants offers a short-term solution to eliminate the negative effects of various stresses such as drought. Salicylic acid is one of the compounds involved in regulating various physiological processes in plants (Waseem et al., 2006; Husen et al., 2018; Miura and Tada, 2014; Khan et al., 2015). In addition, salicylic acid plays a critical role in plant growth and development and protects the plants subjected to osmotic stress (Ignatenko et al., 2019; Heidarian and

Roshandel, 2021; Mahdavian, 2022). Salicylic acid may increase the synthesis of plant hormones, enzymes, and photosynthesis rate (Fariduddin et al., 2003; Ignatenko et al., 2019; Haghshenas et al., 2020). In water stress conditions, ethylene production increases, but salicylic acid reduces ethylene synthesis by converting 1-amino-cyclopropane-carboxylic acid to ethylene (Leslie and Romani, 1986; Yousefzadeh Najafabadi and Ehsanzadeh, 2017). Depending on the concentration, plant genotype, growth stage, and environmental conditions, salicylic acid may have different stimulating or preventing effects on physiological processes (Husen et al., 2019). Salicylic acid (0.1 mM) effectively protected tomato plants against drought stress and improved their growth performance (Senaratna et al., 2000). Shafiei et al. (2019) reported that the use of salicylic acid at a concentration of 2 mM alleviated the adverse effects of drought stress (66 and 33 % ETcrop) in young olive trees (*Olea europaea* 'Konservalia') through the improvement of chlorophyll content, enhancing leaf total soluble carbohydrate and proline content which can lead to osmotic adjustment. Leventtuna et al. (2014) showed that salicylic acid reduced the amount of electrolyte leakage in Maize under water stress. Increasing salicylic acid concentration up to 0.5 mM decreased the amount of ion leakage in cucumber (Bayat et al., 2011) and grape (Abbaspour and Babae, 2017) leaves under water stress. Reducing membrane damage due to the salicylic acid application may be associated with an increase in the antioxidant activity to prevent membrane lipid peroxidation (Chu et al., 2010). Khan et al. (2003) reported that exogenous salicylic acid application on corn and soybean plants increased the photosynthesis rate. Salicylic acid may also increase the synthesis of plant hormones, enzymes, and photosynthesis (Fariduddin et al., 2003). Nemeth et al. (2002) also stated that the positive effects of salicylic acid might be due to an increase in the amount of putrescine,

spermidine, and spermine in the plant, which helps maintain membrane stability under water stress.

This research was conducted to determine the effect of salicylic acid on the drought tolerance of three pistachio rootstocks and identify drought-tolerant rootstocks. The treatments were included three irrigation levels (without stress, medium stress, and severe stress), three pistachio rootstocks, and three salicylic acid concentrations (0, 1, and 3 mM).

Material and Methods

The experiment was carried out in the 2012-2013 growing season at the department of horticultural science, Tarbiat Modares University (TMU), Tehran, Iran. The greenhouse environments were set up to the 27 to 35 and 19 to 25°C during day and night, respectively, with 37±5 %RH. The split nuts of pistachio (*P. vera*) rootstocks were sown in the 11-liter pots in March 2012. The soil texture was sandy loam with 15, 65, and 20% clay, sand, and silt. Because in pistachios, seed rootstocks are preferable, so to increase the uniformity between seedlings obtained from seed cultivation, many seeds per genotype were planted, and finally, uniform seedlings were selected.

The moisture of the pots was kept at field capacity for four months until the treatments were started. Treatments included three irrigation levels (Control: 100 % ETc, medium stress: 65% ETc, and severe stress: 30% ETc), three pistachio seedling cultivars (rootstocks) included 'Badami Zarand' ('Badami'), 'Ghazvini,' and 'Sarakhs, and three salicylic acid concentrations (0, 1 and 3 mM). Treatments were arranged in a factorial experiment in a completely randomized block design with three replications (Three plants used in each replication). The salicylic acid solution was sprayed once on plants for four months, and irrigation treatments continued for 75 days. Note that salicylic acid is first dissolved in a small amount of ethanol and then increased to the desired volume by distilled water. Evapotranspiration (ETc) of the experimental plants was recorded based

on weighing the pots and weight loss during two irrigation time intervals. For applying irrigation treatments, pots were irrigated, allowed to drain the excess water reached to the constant weight (field capacity or 100% water holding capacity). Then, pots were reweighed in two-day intervals; ETc was calculated for each pot to irrigate experimental plants based on the selected treatments (%ETc) (Arzani and Arji, 2000). 100%, 65%, and 30% of lost water were returned to plants in control, moderate stress, and severe stress treatments, respectively (Ghasemi *et al.*, 2017).

Measurements

The parameters such as gas exchanges, photochemical efficiency of photosystem II (Fv/Fm), percent relative water content (% RWC), ion leakage, and plant biomass were evaluated.

Gas exchange parameters

Seventy-five days after stress (approximately six months old seedlings), gas exchange parameters were monitored before noon between 10 to 12 am on the two fully developed leaves from the middle canopy according to the method described by Arzani (1994) and Roozban *et al.* (2010). Photosynthesis (Pn), transpiration rate (E), and stomatal conductance (g_s) were measured using LI-6200 Portable Photosynthesis System (LiCor-6200 Portable, Inc., Lincoln, NE, USA).

Photochemical efficiency of photosystem II (Fv/Fm)

The Fv/Fm ratio was recorded in the mid-point of fully developed leaves according to the method described by Khaleghi *et al.* (2012) by portable plant stress meter (PSM, Bio Monitor S.C.I. AB, Sweden). The measurements were taken after 30 minutes of darkness exposed on the leaves by special clips under the red light (695 nm). Note that Fv/Fm ratio is the most common parameter used for water stress monitoring, so is a dark-adapted record reveals the

maximum quantum efficiency of photosystem II under stress conditions.

Relative water content (RWC)

RWC was measured according to the method described by Arzani (1994). Ten leaf discs with 8 mm diameter were taken from each replication, then immediately fresh weighed. The leaf samples were transferred in the distilled water in the Petri dishes, placed under dark for 4 hours to reach and measure turgor weight. The dry weight of the samples was recorded after oven-dried at 70°C for 24 hours. The percent relative water content of the leaves was calculated using the following equation (1):

$$\text{RWC (\%)} = ((\text{fresh weight} - \text{dry weight}) / (\text{turgor weight} - \text{dry weight})) \times 100$$

Ion leakage

In order to record the ion leakage, the Blum and Ebercon (1981) method were used with some modifications. Leaf samples were taken from the middle canopy of each plant. The leaf samples were washed with distilled water and then transferred to the test tubes containing 15 ml distilled water. Tubes with leaf samples were placed on a shaker at 120 rpm for 24 hours at 25°C, and electrical conductivity was measured by EC meter (EC₁). Then the samples were autoclaved for 20 minutes at 121°C to exit all contents of the cell; when samples temperature reached the ambient temperature (25°C), the electrical conductivity of the solution was again recorded (EC₂), and the ion leakage percentage was calculated from equation (2):

$$\text{Ion leakage (\%)} = ((\text{EC}_1) / (\text{EC}_2)) \times 100$$

Growth parameters

Plants were destructively harvested at the end of the experiment, divided into root, shoot, and leaf, placed in the oven at 70°C for 48 hours for dry weight measurements (Arzani, 1994).

Statistical analysis

Data were analyzed using SPSS software version 16, and results were statistically evaluated by analysis of variance (ANOVA) and expressed as treatments mean. Means comparisons were made using Duncan's multiple range test (DMRT), and the differences were considered statistically significant at $P \leq 0.05$.

Results

Gas exchanges

The results of variance analysis of data are shown in Table 1. Water stress significantly reduced photosynthesis, stomatal conductance, and transpiration rates (Table 2). In the present research, the photosynthesis rate of pistachio genotypes was increased using one mM salicylic acid under both normal and stress conditions. In addition, the highest photosynthesis rate ($11.85 \mu\text{mol CO}_2 \text{ m}^{-2} \text{ s}^{-1}$) was obtained in 'Badami' rootstock under no stress condition with one mM salicylic acid application. The lowest photosynthesis rate ($2.75 \mu\text{mol CO}_2 \text{ m}^{-2} \text{ s}^{-1}$) was recorded in the 'Sarakhs' rootstock under severe water stress and 3 mM salicylic acid concentration. The highest stomatal conductance ($600.9 \text{ mmol H}_2\text{O m}^{-2} \text{ s}^{-1}$) was monitored in 'Ghazvini' rootstock under full irrigation treatment (Table 2).

The highest transpiration rate ($11.64 \text{ mmol H}_2\text{O m}^{-2} \text{ s}^{-1}$) belonged to the 'Badami' rootstock under the normal condition using three mM salicylic acid. The lowest transpiration rate ($0.91 \text{ mmol H}_2\text{O m}^{-2} \text{ s}^{-1}$) was recorded in 'Sarakhs' rootstock under severe water stress and three mM salicylic acid treatment. Pistachio 'Badami' rootstock showed more photosynthetic efficiency than the 'Sarakhs' and 'Ghazvini' rootstocks under water stress conditions (Table 2). Based on the results, the photosynthesis rate was improved by one mM salicylic acid compared to the three mM application.

Table 1. Analysis of variance (ANOVA) of different measured parameters in three pistachio seedling rootstocks grown under different levels of irrigation and salicylic acid (SA) concentrations in greenhouse conditions.

Variation source	df	Photosynthesis	Stomatal conductance	Transpiration	Fv/Fm	RWC	Ion Leakage	Leaf dry weight	Shoot dry weight	Root dry weight
Irrigation (A)	2	286.604 **	2088224.38 **	983.95 **	0.005 **	910.882 **	2022.287 **	1591.617 **	1948.304 **	595.338 **
Rootstock (B)	2	6.834 **	20337.59 **	0.364 ^{ns}	0.001 ^{ns}	79.82 **	976.328 **	61.477 **	64.04 **	13.90 **
SA (C)	2	51.915 **	8280.549 *	4.473 **	0.007 **	9.733 ^{ns}	17.002 ^{ns}	24.367 **	132.274 **	38.234 **
A×B	4	5.84 **	12952.776 **	1.848 **	0.005 *	44.602 ^{ns}	39.949 ^{ns}	19.904 *	29.818 **	48.221 **
A×C	4	8.471 **	12317.039 **	2.966 **	0.006 **	7.886 ^{ns}	24.655 ^{ns}	5.233 *	23.222 **	10.583 **
B×C	4	3.856 **	29207.835 **	3.715 **	0.001 ^{ns}	8.682 ^{ns}	76.826 *	3.814 ^{ns}	5.739 ^{ns}	1.706 ^{ns}
A×B×C	8	3.343 **	28274.954 **	3.991 **	0.002 **	4.76 ^{ns}	36.76 ^{ns}	1.715 ^{ns}	5.093 ^{ns}	2.393 ^{ns}

** , * and ^{ns}, significant at level 1%, 5%, and non-significant, respectively.

Table 2. Effect of different water stress levels and salicylic acid concentrations on photosynthesis rate (Pn), stomatal conductance (gs), transpiration (E), and photochemical efficiency of photosystem II (Fv/Fm) in three pistachio seedling rootstocks under greenhouse conditions.

Irrigation Treatments	Rootstock seedlings	Salicylic acid mM	Photosynthesis (Pn)	Stomatal conductance (gs)	Transpiration (E)	Fv/Fm		
			$\mu\text{mol CO}_2 \text{ m}^{-2} \text{ s}^{-1}$	$\text{mmol H}_2\text{O m}^{-2} \text{ s}^{-1}$	$\text{mmol H}_2\text{O m}^{-2} \text{ s}^{-1}$			
No Stress	Badami	0	8.2 ^d	483.48 ^{cd}	10.4 ^{bc}	0.82 ^a		
		1	11.85 ^a	442.32 ^{de}	8.37 ^e	0.80 ^{abc}		
		3	8.23 ^d	592.37 ^a	11.64 ^a	0.76 ^{bcdef}		
		Ghazvini	0	6.78 ^{ef}	493.69 ^{cd}	10.07 ^{cd}	0.76 ^{bcdef}	
			1	11.41 ^{ab}	600.9 ^a	9.49 ^d	0.79 ^{abc}	
			3	8.96 ^d	527.89 ^{bc}	8.42 ^e	0.76 ^{bcdef}	
	Sarakhs	0	9.85 ^c	584.23 ^{ab}	10.99 ^{ab}	0.80 ^{abc}		
		1	10.98 ^b	583.14 ^{ab}	9.47 ^d	0.80 ^{abc}		
		3	8.45 ^d	390.3 ^{ef}	8.66 ^e	0.72 ^{ef}		
		Mild stress	Badami	0	6.75 ^{ef}	337.48 ^{fg}	4.33 ^f	0.76 ^{abcdef}
				1	7.16 ^e	202.53 ^{hi}	3.47 ^g	0.82 ^{ab}
				3	6.03 ^{fgh}	209.89 ^{hi}	3.56 ^{fg}	0.77 ^{abcdef}
Ghazvini	0		5.36 ^{hij}	291.66 ^g	3.47 ^g	0.77 ^{abcdef}		
	1		6.74 ^{ef}	313.83 ^g	3.62 ^{fg}	0.80 ^{abc}		
	3		6.00 ^{fgh}	348.5 ^{fg}	3.95 ^{fg}	0.77 ^{abcdef}		

Severe Stress	Sarakhs	0	5.55 ^{hij}	293.57 ^g	3.71 ^{fg}	0.79 ^{abcd}
		1	5.94 ^{fighi}	213.86 ^h	3.51 ^g	0.79 ^{abcd}
		3	5.77 ^{ghi}	294.74 ^g	4.26 ^{fg}	0.73 ^{ef}
	Badami	0	5.05 ^{ij}	172.92 ^{hij}	1.39 ^{hij}	0.76 ^{abcdef}
		1	6.55 ^{efg}	135.66 ^{jk}	1.10 ^{ij}	0.75 ^{cdef}
		3	5.41 ^{hij}	174.5 ^{hij}	1.37 ^{hij}	0.72 ^{ef}
	Ghazvini	0	4.79 ^j	166.83 ^{hij}	2.03 ^h	0.76 ^{abcdef}
		1	5.64 ^{hij}	152.02 ^{hijk}	1.77 ^{hi}	0.78 ^{abcde}
		3	5.21 ^{hij}	98.48 ^{kl}	1.36 ^{hij}	0.75 ^{cdef}
	Sarakhs	0	3.82 ^k	91.57 ^{kl}	1.28 ^{hij}	0.71 ^f
		1	5.48 ^{hij}	147.07 ^{ijk}	1.86 ^{hi}	0.80 ^{abc}
		3	2.75 ^l	56.37 ^l	0.91 ^j	0.73 ^{def}

According to Duncan's multiple range tests,*Means with similar letters in each column are not significantly different at 5% probability level.

Photochemical efficiency of photosystem II

The results showed that the photochemical efficiency of photosystem II was significantly affected by water stress and salicylic acid. There was no significant difference among studied seedling rootstocks (Table 1). As shown in Table 2, the lowest value (0.716) was recorded in 'Sarakhs' rootstock under severe water stress without salicylic acid application. Foliar application of 1 mM salicylic acid increased the photochemical efficiency of photosystem II by 0.785, while three mM salicylic acid decreased it by 0.755 comparisons with control treatment (0.779) (Table 2). In addition, the

photochemical efficiency of photosystem II of 'Badami' and 'Sarakhs' rootstocks was less and more affected by water stress, respectively.

Leaf relative water content (RWC)

The simple effect of irrigation and genotype on leaf relative water content was significant ($P \leq 0.01$), but the effects of salicylic acid and also the interaction of irrigation, genotype, and salicylic acid were not significant (Table 1). The RWC in control, moderate and severe water stress treatments was 70.67, 62.38, and 59.48%, respectively (Fig. 1).

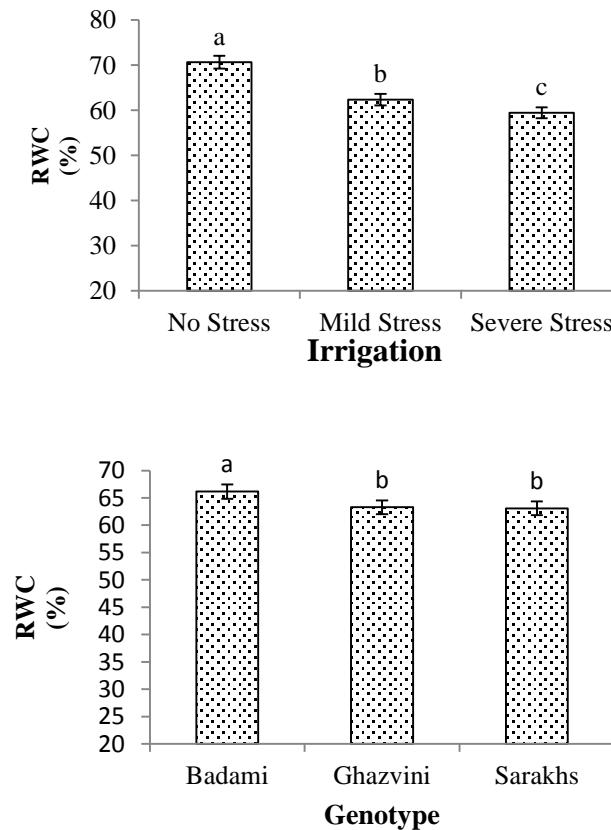


Fig. 1. The effect of irrigation and rootstock (**genotype**) on the percentage of relative leaf water content (RWC). Vertical bars indicate the standard error of the means (\pm SE).

Ion leakage

Analysis of variance (Table 1) showed that only the simple effect of irrigation treatments and genotypes was significant in the case of the ion leakage ($P \leq 0.01$). The one mM salicylic acid

application reduced the ionic leakage, but this decrease was not statistically significant (Table 1). The highest and lowest ion leakage was observed in severe water stress (30 % ETC) and non-stress

treatment (100 % ETc), respectively (Fig. 2). In this study, among the rootstocks, the highest and lowest

ionic leakage was observed in 'Sarakhs' and 'Badami,' respectively (Fig. 2).

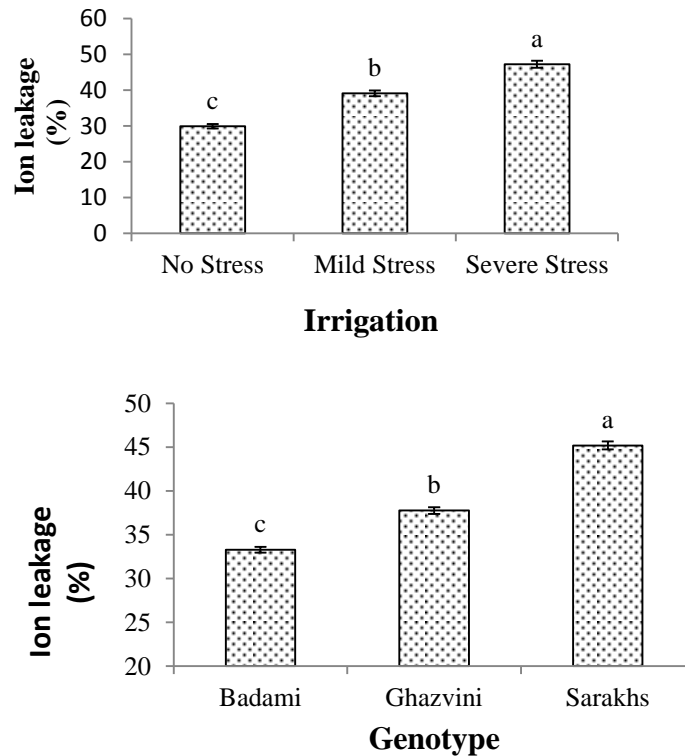


Fig. 2. Effect of irrigation treatments and rootstock (genotype) on Ion leakage of three pistachio seedling rootstocks grown under greenhouse conditions. Vertical bars indicate the standard error of the means (\pm SE).

Growth parameters

The simple effect of irrigation, genotype, salicylic acid, the interaction effect of irrigation and genotype, and irrigation and salicylic acid on shoot root and leaf dry weight was significant (Table 1). Water stress significantly decreased shoot, root, and leaf dry weight, showing significant differences among irrigation treatments, although leaves were more affected by water stress than the roots. The interaction effect of irrigation and genotype on the shoot, leaf, and root dry weight of three pistachio genotypes showed that under normal conditions, the highest biomass belonged to Ghazvini genotype but in severe

water stress, leaf, shoot and root dry weight of Badami genotype was more than Ghazvini and Sarakhs genotypes (Fig. 3). The growth parameters increased with one mM salicylic acid application compared to control, although growth reduced with the higher salicylic acid concentration. The interaction of irrigation and salicylic acid showed that under drought stress, application of 1 mM salicylic acid increased the dry weight of leaves, shoots, and roots compared to the non-foliar application but application of 3 mM concentration was not effective (Fig. 4).

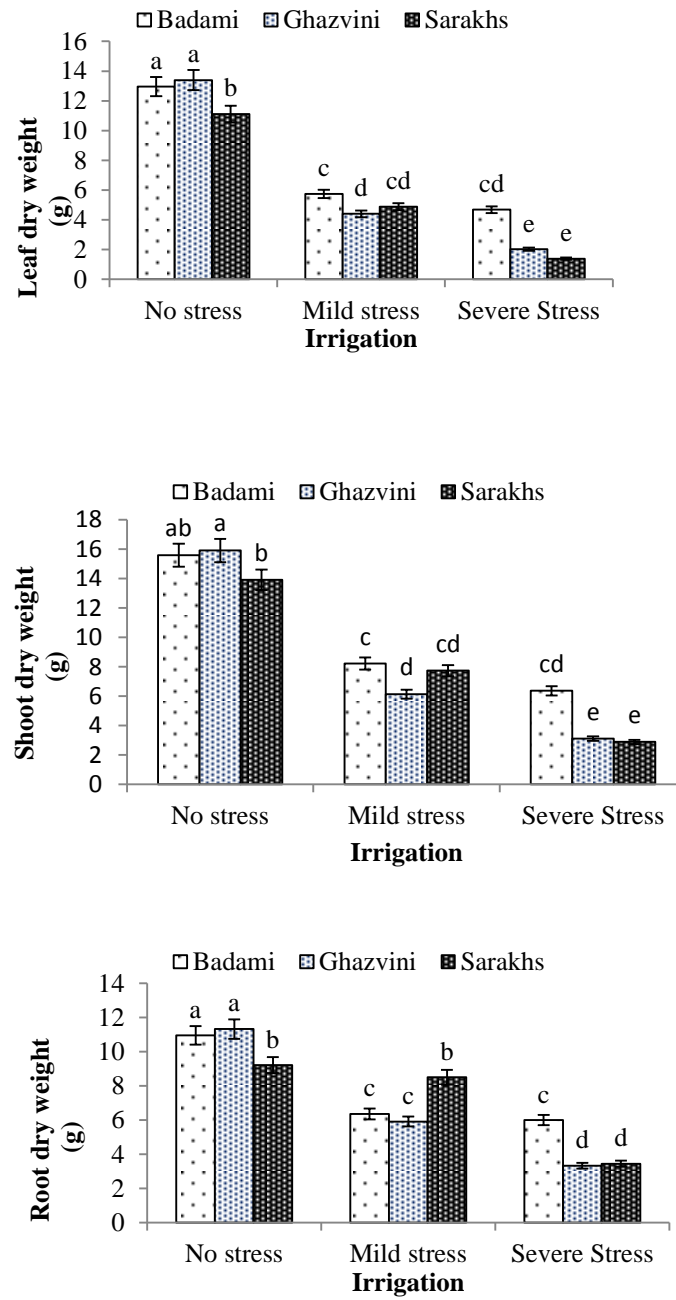


Fig. 3. The interaction effect of irrigation and genotype on shoot, leaf, and root dry weight of three pistachio seedling rootstocks grown under greenhouse conditions. Vertical bars indicate the standard error of the means (\pm SE).

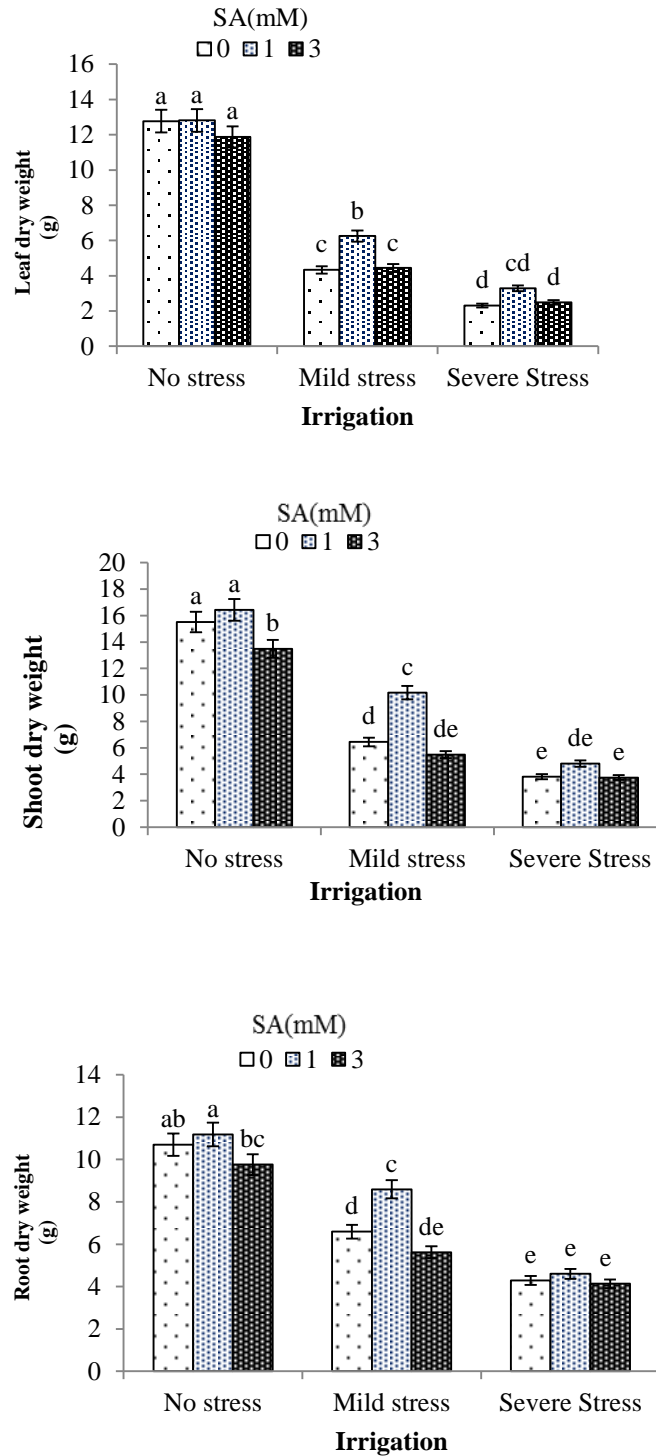


Fig. 4. The interaction effect of irrigation and salicylic acid treatments on shoot, leaf, and root dry weight of three pistachio seedling rootstocks grown under greenhouse conditions. Vertical bars indicate the standard error of the means (\pm SE).

Discussion

The reduction in photosynthesis under stress conditions is affected by stomata closure and limited CO₂ intake into the leaves (Bashir *et al.*, 2015). In the present research, despite decreasing stomatal

conductance and transpiration rate under drought, the negative impact of stress on photosynthesis was ameliorated by salicylic acid application. The positive effect of 1mM salicylic acid application on

photosynthesis (Table 2) can be due to non-stomatal factors such as enzyme activity involved in the photosynthesis process (Khodary, 2004). Salicylic acid increases photosynthesis rate (Khan *et al.*, 2003), regulates the activity of antioxidant enzymes, and improves plant tolerance to non-biotic stresses (He *et al.*, 2002). The proper concentration of exogenous salicylic acid application is important, so under the condition of our experiment for pistachio rootstocks, one mM showed better performance than three mM foliar spray. Nazar *et al.* (2011) stated that concentrations of 0.1 and 0.5 mM salicylic acid stimulated, but one mM salicylic acid prevented growth and photosynthesis of treated plants under salinity stress.

Sun *et al.* (2016) suggested the efficiency of photosystem II as a diagnostic tool to detect the negative impact of environmental stresses on plants. Although the water deficit reduced Fv/Fm ratio, the negative effect of drought was greatly reduced with the application of salicylic acid (Table 2). Foliar application of salicylic acid has beneficial effects on photochemical efficiency of photosystem II, rubisco activity, and thereby, photosynthesis rate under water stress conditions (Nazar *et al.*, 2015; Yousefzadeh Najafabadi and Ehsanzadeh, 2017).

The higher relative water content (66.16%) observed in 'Badami' rootstock than the other studied rootstocks (Fig. 1) may be due to the better regulation of osmotic adjustment in its leaves under water stress conditions. Osmotic adjustment is an important adaptive mechanism against stress conditions that helps plants absorb higher water by the roots under the water stress and maintain cell turgor (Arzani, 1994; Yousefzadeh Najafabadi and Ehsanzadeh, 2017).

Water stress increases the production of toxic and destructive groups of reactive oxygen species (ROS). The ROS damage cell membrane lipids, proteins, and nucleic acids, so the membrane stability is lost and increased electrolyte leakage (Inze and Montagu, 1995; Huang *et al.*, 2014). Maintaining membrane

stability under water stress condition is considered one of the best physiological indicators of drought tolerance and can be used for screening drought-tolerant genotypes (Bajji *et al.*, 2002; Chowdhury *et al.*, 2017). The lower ion leakage in the 'Badami' rootstock may be due to the higher drought resistance of this genotype. Pistachio 'Sarakhs' rootstock with the highest ion leakage may lead to more water stress susceptibility. The one mM salicylic acid application reduced the ionic leakage, but this decrease was not statistically significant. The reduction of the negative impact of salinity stress on pistachio leaf ion leakage with 0.50 mM salicylic acid application was observed by Bastam *et al.* (2013). It has been reported that salicylic acid activates the plant's antioxidant system (Ignatenko *et al.*, 2019) and may alleviate the risk of increasing the amount of ROS during the period when the plant is exposed to stress. Consequently, the damage to the cell membrane structure and the change in its permeability under stress conditions can be prevented (Rao *et al.*, 1997).

Yordanov *et al.* (2000) demonstrated that drought induces osmotic stress, leading to the senescence of older leaves and stomatal closure, loss of leaf chlorophyll pigments, reduced photosynthesis, and finally led to the decline in plant growth (Yordanov *et al.*, 2000). The amount of dry biomass produced during drought conditions is a good indicator for stress tolerance evaluation in many crops (Munns, 2002).

Esmailpour *et al.* (2016) applied different degrees or levels of water stress on three young pistachio rootstocks seedlings, demonstrated that with increasing the degree of water stress, the production of dry plant biomass was decreased. In addition, the significant decrease in dry biomass was in agreement with results reported by Ranjbarfordoei *et al.* (2000) and Abbaspour *et al.* (2012) in pistachio trees.

It has been reported that an increase in growth parameters under stress conditions by proper salicylic acid concentration may be due to improving the absorption of nutrients, photosynthesis, cellular

activity, improving cell wall structure, or improving root development (Misra and Misra, 2012). Husen *et al.* (2019) found that 1mM SA application significantly increased shoot length, leaves, and leaf width of Niger (*Guizotia abyssinica*) plant under salinity stress. In addition, the amelioration effect of lead stress on the subjected plant growth through the mechanism of the reduction in free amino acids and increase of protein synthesis using the salicylic acid application was reported by Zanganeh *et al.* (2019). In this research, better results in ameliorating the negative effects of water stress on pistachio rootstock seedlings were observed using a lower salicylic acid concentration (Fig. 3). In our research, the degree of effectiveness of salicylic acid was concentration-dependent, so the higher three mM salicylic acid showed a negative effect on pistachio growth. Shafiei *et al.* (2019) reported that the use of salicylic acid at a concentration of 2 mM alleviated the adverse effects of drought stress (66 and 33 % ETcrop) in young olive trees (*Olea europaea* 'Konservalia') through the improvement of chlorophyll content, enhancing leaf total soluble carbohydrate and proline content which can lead to osmotic adjustment.

Conclusions

According to the results, *P. vera* 'Badami Zarand' showed a better response to salicylic acid under stress conditions because of the highest photosynthesis, relative leaf water content, dry weight of organs (leaves, shoots, roots), and the lowest ion leakage under drought stress belonged to this rootstock. In addition, the shoot, leaf, and root dry weights were higher in the one mM concentration of salicylic acid. Therefore, it can be concluded that the use of *P. vera* 'Badami Zarand' as a drought-tolerant rootstock is recommended for pistachios, and foliar application of 1 mM salicylic acid in the early stages of seedling growth can improve physiological, biochemical, and growth parameters of this rootstock and the thus better establishment and growth.

Acknowledgments

We want to thank Tarbiat Modares University (TMU) for its financial support. This work was supported under Ph.D. Student Grant Program by TMU. In addition, greenhouse and laboratory facilities provided by Pomology Lab., Department of Horticultural Science at TMU are acknowledged.

Conflict of interest

The authors have no conflict of interest.

References

- Abbaspour H, Afshari H, Abdel-Wahhab A (2012) Influence of salt stress on growth, pigments, soluble sugars and ion accumulation in three pistachio cultivars. *Journal of Medicinal Plants Research*. 6, 2468-2473.
- Abbaspour N, Babae L (2017) Effect of salicylic acid application on oxidative damage and antioxidant activity of grape (*Vitis vinifera* L.) under drought stress condition. *International Journal of Horticultural Science and Technology*. 4(1), 29-50.
- Alipour H (2018) Photosynthesis properties and ion homeostasis of different pistachio cultivar seedlings in response to salinity stress. *International Journal of Horticultural science and Technology*. 5(1), 19-29.
- Aref I, El Atta H, El Obeid M, Ahmed A, Khan P, Iqbal M (2013) Effect of water stress on relative water and chlorophyll contents of *Juniperus procera* Hochst. Ex Endlicher in Saudi Arabia. *Life Science Journal*. 10(4), 681-685.
- Aref IM, Khan PR, Khan S, El-Atta H, Ahmed AI, Iqbal M (2016) Modulation of antioxidant enzymes in *Juniperus procera* needles in relation to habitat environment and dieback incidence. *Trees*. 30, 1669-1681. <https://doi.org/10.1007/s00468-016-1399-0>.

- Arzani K (1994) Horticultural and physiological aspects of vigor control in apricot (*Prunus armeniaca* L.) under orchard and controlled environment conditions. Ph.D. Thesis. Department of Plant Science, Massey University, New Zealand.
- Arzani K, Arji I (2000) The effect of water stress and deficit irrigation on young potted olive CV 'Local-Roghani Roodbar'. *Acta Horticulturae*. 537, 879-885.
- Arzani K (2002) Introduction of some Asian pear cultivars (*Pyrus pyrifolia*) to Iran. *Acta Horticulturae*. 596, 287-290.
- Arzani K (2017) The potential and limiting environmental conditions on fruit trees germplasm and yield of established orchards in Iran. First International Horticultural Science Conference of Iran (IrHC2017), September 4-7, Tarbiat Modares University (TMU), Tehran Iran, Abstracts Book, O-63(216). pp. 110.
- Bajji M, Kinet JMS, Luttus S (2002) The use of electrolyte leakage method for assessing cell membrane stability as a water stress tolerance test in durum wheat. *Plant Growth Regulation*. 36, 61-70.
- Bashir H, Qureshi MI, Ibrahim MM, Iqbal M (2015) Chloroplast and photosystems: Impact of cadmium and iron deficiency. *Photosynthetica*. 53, 321-335.
- Bastam N, Baninasab B, Ghobadi C (2013) Improving salt tolerance by exogenous application of salicylic acid in seedlings of pistachio. *Plant Growth Regulation*. 69, 275-284.
- Bayat H, Mardani H, Arouie H, Salahvarzi Y (2011) Effects of salicylic acid on morphological and physiological characteristics of cucumber seedling (*Cucumis sativus* cv. Super Dominus) under drought stress. *Journal of Plant Productions*. 18(3), 63-76. [In Persian]
- Behrooz A, Vahdati K, Rejali F, Lotfi M, Sarikhani S and Leslie CA (2019) Arbuscular mycorrhiza and plant growth-promoting bacteria alleviate drought stress in walnut. *HortScience* 54(6), 1087-1092.
- Behzadi Rad P, Roozban MR, Karimi S, Ghahremani R, Vahdati K (2021) Osmolyte accumulation and sodium compartmentation has a key role in salinity tolerance of pistachios rootstocks. *Agriculture*. 11(8), 708.
- Blum A, Ebercon A (1981) Cell membrane stability as a measure of drought and heat tolerance in wheat. *Crop Science*. 21, 43-47.
- Chowdhury JA, Karim MA, Khaliq QA, Ahmed AU (2017) Effect of drought stress on bio-chemical change and cell membrane stability of soybean genotypes. *Bangladesh Journal of Agricultural Research*. 42(3), 475-485.
- Chu J, Yao X, Zhang Z (2010) Responses of wheat seedlings to exogenous selenium supply under cold stress. *Biological Trace Element Research*. 136, 355-363.
- Eslami M, Nasibi F, Manouchehri Kalantari K, Khezri M, Oloumi H (2019) Effect of exogenous application of l-arginine and sodium nitroprusside on fruit abscission and physiological disorders of pistachio (*Pistacia vera* L.). *Scions. International Journal of Horticultural Science and Technology*. 6(1), 51-62.
- Esmailpour A, Van Labeke MC, Boeckx P, Van Damme P (2016) Impact of osmotic drought stress on carbon isotope discrimination and growth parameters in three pistachio rootstocks (*Pistacia spp.*, Anacardiaceae). *Options Mediterraneennes 119 XVI GREMPA Meeting on Almonds and Pistachios*.
- Fariduddin Q, Hayat S, Ahmad A (2003) Salicylic acid influences net photosynthetic rate, carboxylation efficiency, nitrate reductase activity and seed yield in *Brassica juncea*. *Photosynthetica*. 41, 281-284.
- Ghasemi M, Arzani K, Yadollahi A, Hokmabadi H, Robert D. Guy (2017) Identification of some drought resistance mechanisms in four seedling

- rootstocks under water stress. First International Horticultural Science Conference of Iran (IrHC2017) September 4-7, Tarbiat Modares University (TMU), Tehran Iran, Abstracts Book. pp. 204.
- Goldhamer DA, Beede RH (2004) Regulated deficit irrigation effects on yield, nut quality and water-use efficiency of mature pistachio trees. *The Journal of Horticultural Science and Biotechnology*. 79(4), 538-545.
- Haghshenas M, Nazarideljou MJ, Shokoochian A (2020) Phytochemical and Quality Attributes of Strawberry Fruit under Osmotic Stress of Nutrient Solution and Foliar Application of Putrescine and Salicylic Acid. *International Journal of Horticultural Science and Technology*. 7(3), 263-78.
- He YL, Liu Q, Chen C, Bian AH (2002) Thermo tolerance related to antioxidation induced by salicylic acid and heat acclimation in tall fescue seedlings. *Journal of plant Physiology and Molecular Biology*. 28, 89-95.
- Heidarian F, Roshandel P (2021) Salicylic Acid Improves Tolerance Against Salt Stress Through Boosting Antioxidant Defense System in Black Bean. *International Journal of Horticultural Science and Technology*. 8(2),175-89.
- Huang B, DaCosta M, Jiang Y (2014) Research advances in mechanisms of grass tolerance to abiotic stresses: from physiology to molecular biology. *Critical Reviews in Plant Sciences*. 33, 141–189.
- Husen A, Iqbal M, Aref IM (2017) Plant growth and foliar characteristics of faba bean (*Vicia faba* L.) as affected by indole-acetic acid under water-sufficient and water-deficient conditions. *Journal of Environmental Biology*. 38, 179-186.
- Husen A, Iqbal M, Sohrab SS, Ansari MKA (2018) Salicylic acid alleviates salinity caused damage to foliar functions, plant growth and antioxidant system in Ethiopian mustard (*Brassica carinata* A. Br.). *Agriculture and Food Security*. 7, 44.
- Husen A, Iqbal M, Khanam N, Aref IM, Sohrab SS, Masresha G (2019) Modulation of salt-stress tolerance of niger (*Guizotia abyssinica*), an oilseed plant, by application of salicylic acid. *Journal of Environmental Biology*. 40(1), 96-104.
- Ignatenko A, Talanova V, Repkina N, Titov A (2019) Exogenous salicylic acid treatment induces cold tolerance in wheat through promotion of antioxidant enzyme activity and proline accumulation. *Acta Physiologiae Plantarum*. 41, 80.
- Inze D, Van Montagu M (1995) Oxidative stress in plants. *Current Opinion in Biotechnology*. 6(2), 153-158.
- Khaleghi E, Arzani K, Moallemi N, Barzegar M (2012) Evaluation of Chlorophyll Content and Chlorophyll Fluorescence Parameters and Relationships between Chlorophyll a, b and Chlorophyll Content Index under Water Stress in *Olea europaea* cv. 'Dezful'. *World Academy of Science Engineering and Technology*. 68, 2112-2115
- Khan MIR, Fatma M, Per TS, Anjum NA, Khan NA (2015) Salicylic acid-induced abiotic stress tolerance and underlying mechanisms in plants. *Frontiers in Plant Science*. 6(462). <https://doi.org/10.3389/fpls.2015.00462>.
- Khan W, Prithiviraj B, Smith DL (2003) Photosynthesis responses of corn and soybean to foliar application of salicylates. *Journal of Plant Physiology*. 160, 485-492.
- Khodary SEA (2004) Effect of salicylic acid on the growth, photosynthesis and carbohydrate metabolism in salt-stressed maize plants. *International Journal of Agriculture and Biology*. 6, 5-8.

- Leslie CA, Romani RJ (1986) Salicylic acid: A new inhibitor of ethylene biosynthesis. *Plant Cell Reports*. 5,144–146.
- Leventtuna A, Kaya C, Dikiltas M, Yokos I, Burun B, Altunlu H (2014) Comparative effects of various salicylic acid derivatives on key growth parameters and some enzyme activities in salinity stressed maize (*Zea mays* L.). *Plants Botany*. 39, 787-798.
- Lotfi N, Soleimani A, Vahdati K, Çakmakçı R. (2019) Comprehensive biochemical insights into the seed germination of walnut under drought stress. *Scientia Horticulturae* 250, 329-43.
- Mahajan S, Tuteja N (2005) Cold, salinity and drought stresses: An overview. *Archives of Biochemistry and Biophysics*. 139-158.
- Mahdavian K (2022) Effect of Salicylic Acid and Calcium Chloride on Lipid peroxidation and Scavenging Capacity of Radical of red bean (*Phaseolus calcaratus* L.) under Salt Stress. *International Journal of Horticultural Science and Technology*. 9(1), 55-72.
- Misra N, Misra R (2012) Salicylic acid changes plant growth parameters and proline metabolism in *Rauwolfia serpentina* leaves grown under salinity stress. *American- Eurasian Journal of Agricultural and Environmental Sciences*. 12, 1601–1609.
- Miura K, Tada Y (2014) Regulation of water, salinity, and cold stress responses by salicylic acid. *Frontiers in Plant Science*. 5, 4
- Munns R (2002) Comparative physiology of salt and water stress. *Plant, Cell and Environment*. 25, 239-250
- Nazar R, Iqbal N, Syeed S, Khan NA (2011) Salicylic acid alleviates decreases in photosynthesis under salt stress by enhancing nitrogen and sulfur assimilation and antioxidant metabolism differentially in two mungbean cultivars. *Journal of Plant Physiology*. 168 807–815.
- Nazar R, Umar S, Khan NA, Sareer O (2015) Salicylic acid supplementation improves photosynthesis and growth in mustard through changes in proline accumulation and ethylene formation under drought stress. *South African Journal of Botany*. 98, 84–94.
- Nemeth M, Janda T, Horvath E, Paldi EA, Szalai G (2002) Exogenous salicylic acid increases polyamine content but may decrease drought tolerance in maize. *Plant Science*. 162, 569-574.
- Norozi M, ValizadehKaji B, Karimi R, Nikoogoftar Sedghi M (2019) Effects of foliar application of potassium and zinc on pistachio (*Pistacia vera* L.) fruit yield. *International Journal of Horticultural Science and Technology*. 6(1), 113-23.
- Ranjbarfordoei A, Samson R, Van Damme P, Lemeur R (2000) Effects of drought stress induced by polyethylene glycol on pigment content and photosynthetic gas exchange of *Pistacia khinjuk* and *P. mutica*. *Photosynthetica*. 38, 443-447.
- Rao M V, Paliyath G, Ormrod DP, Murr DP, Watkins CB (1997) Influence of salicylic acid on H₂O₂ production, oxidative stress and H₂O₂-metabolizingenzymes (salicylic acid-mediated oxidative damage requires H₂O₂). *Plant Physiology*. 115(1), 137-149.
- Roozban MR, Arzani K, Mirlatifi SM (2010) Diurnal variations in photosynthetic gas exchanges in two Iranian pistachio (*Pistacia vera* L.) Cultivars. *Seed and Plant Production*. 25(3), 285-300. [In Persian].
- Senaratna T, Touchell D, Bunn E, Dixon K (2000) Acetyl salicylic acid (Aspirin) and salicylic acid induce multiple stress tolerance in bean and tomato plants. *Plant Growth Regulation*. 30, 157-161.
- Serra A, Strever P, Myburgh A, Eeloire A (2014) Review: the interaction between rootstocks and cultivars (*Vitis vinifera* L.) to enhance drought tolerance in grapevine. *Australian Journal of grape and wine Research*. 20, 1–14.

- Shafiei N, Khaleghi E, Moallem N (2019) Effect of Salicylic Acid on Some Morphological and Biochemical Characteristics of Olive (*Olea europaea* cv. 'Konservalia') Under Water Stress. Journal of Plant Productions 42(1), 15-30. [In Persian]
- Shamshiri MH, Hasani MR (2015) Synergistic accumulative effects between exogenous salicylic acid and arbuscular mycorrhizal fungus in pistachio (*Pistacia vera* cv. Abareqi) seedlings under drought stress. International Journal of Horticultural Science and Technology. 2(2), 151-160
- Sharifkhah M, Bakhshi D, Pourghayoumi M, Abdi S, Hokmabadi H (2020) Effect of pollination time on yield and antioxidant properties of some pistachio cultivars. International Journal of Horticultural Science and Technology. 7(1), 51-8.
- Sun Y, Liu X, Zhai H, Gao H, Yao Y, Du Y (2016) Responses of photosystem II photochemistry and the alternative oxidase pathway to heat stress in grape leaves. Acta Physiologiae Plantarum. 38, 232.
- Vahdati K, Sarikhani S, Arab MM, Leslie CA, Dandekar AM, Aletà N, Bielsa B, Gradziel TM, Montesinos Á, Rubio-Cabetas MJ, Sideli GM, Serdar Ü, Akyüz B, Beccaro GL, Donno D, Rovira M, Ferguson L, Akbari M, Sheikhi A, Sestras AF, Kafkas S, Paizila A, Roozban MR, Kaur A, Panta S, Zhang L, Sestras RE, Mehlenbacher S (2021) Advances in rootstock breeding of nut trees: objectives and strategies. Plants. 10, 2234.
- Waseem M, Athar HUR, Ashraf M (2006) Effect of salicylic acid applied through rooting medium on drought tolerance of wheat. Pakistan Journal of Botany. 38(4), 1127-1136.
- Yordanov I, Velikova V, Tsonev T (2000) Plant responses to drought, acclimation, and stress tolerance. Photosynthetica. 38, 171-186.
- Yousefzadeh Najafabadi M, Ehsanzadeh P (2017) Salicylic acid effects on osmoregulation and seed yield in drought-stressed sesame. Agronomy Journal. 109(4), 1414-1422.
- Zanganeh R, Jamei R, Rahmani F (2019) Role of salicylic acid and hydrogen sulfide in promoting lead stress tolerance and regulating free amino acid composition in *Zea mays* L. Acta Physiologiae Plantarum. 41, 94.